



Annual Engineer's Report

For Fiscal Year 2024-25

Jurupa Community Services District Landscape Maintenance District No. 2001-1

Prepared For



COMMUNITY SERVICES DISTRICT

Proudly serving Jurupa Valley and Eastvale

June 2024





3788 McCray Street
Riverside, CA 92506
951.200.8600

WO: 2018-0110.258

June 19, 2024

Mr. Steve Popelar, Director of Finance and Administration
Jurupa Community Services District
11201 Harrel Street
Jurupa Valley, CA 91752

Re: Annual Levy for Lighting Maintenance District No. 2001-1 for Fiscal Year 2024-25

Dear Mr. Popelar:

Enclosed please find one (1) copy of the Engineer's Report prepared for the Annual Levy for Landscape Maintenance District No. 2001-1 for Fiscal Year 2024-25.

Should you have any questions, please call me.

Sincerely,

Webb Municipal Finance, LLC.

A handwritten signature in blue ink that reads 'Heidi Schoeppe'.

Heidi Schoeppe

cc: Melanie Trevino, Jurupa Community Services District, w/enclosure
Kim Byrens, Best, Best & Krieger, w/o enclosure
Sam I. Gershon, Albert A. Webb Associates, w/o enclosure

ENGINEER'S REPORT
FOR THE ANNUAL LEVY
FOR FISCAL YEAR 2024-25

JURUPA COMMUNITY SERVICES DISTRICT

COUNTY OF RIVERSIDE

STATE OF CALIFORNIA

LIGHTING MAINTENANCE DISTRICT NO. 2001-1

Approved by the Board of Directors of the Jurupa Community Services District
on the _____ day of _____, 2024.

Secretary of the Board of Directors

Sections

Section 1.	Description of Improvements _____	1
Section 2.	Engineer's Estimate of Costs and Expenses _____	3
Section 3.	Assessment Diagrams _____	29
Section 4.	Assessment _____	58

Tables

Table 1-1.	Streetlight Counts by Benefit Zone and Type _____	2
Table 2-1.	Cost Estimate, Lighting Maintenance District No. 2001-1, Original Area, Zone A, Tract No. 25085-2 _____	4
Table 2-2.	Cost Estimate, Lighting Maintenance District No. 2001-1, Annexation No. 1, Zone B, Tract No. 29490 _____	5
Table 2-3.	Cost Estimate, Lighting Maintenance District No. 2001-1, Annexation No. 2, Zone C, Tract No. 25674 _____	6
Table 2-4.	Cost Estimate, Lighting Maintenance District No. 2001-1, Annexation No. 3, Zone D, Tract No. 28808-1 _____	7
Table 2-5.	Cost Estimate, Lighting Maintenance District No. 2001-1, Annexation No. 4, Zone E, Plot Plan No. 16756 _____	8
Table 2-6.	Cost Estimate, Lighting Maintenance District No. 2001-1, Annexation No. 5, Zone F, Tract No. 28808-2 _____	9
Table 2-7.	Cost Estimate, Lighting Maintenance District No. 2001-1, Annexation No. 7, Zone H, Tract No. 30671 _____	10
Table 2-8.	Cost Estimate, Lighting Maintenance District No. 2001-1, Annexation No. 8, Zone I, Parcel Map No. 29767 _____	11
Table 2-9.	Cost Estimate, Lighting Maintenance District No. 2001-1, Annexation No. 9, Zone J, Tract No. 29725 _____	12
Table 2-10.	Cost Estimate, Lighting Maintenance District No. 2001-1, Annexation No. 10, Zone K, Tract No. 28808-F _____	13
Table 2-11.	Cost Estimate, Lighting Maintenance District No. 2001-1, Annexation No. 11, Zone L, Tract No. 24686 _____	14
Table 2-12.	Cost Estimate, Lighting Maintenance District No. 2001-1, Annexation No. 12, Zone M, Tract No. 22565 _____	15
Table 2-13.	Cost Estimate, Lighting Maintenance District No. 2001-1, Annexation No. 13, Zone N, CUP No. 3264 _____	16
Table 2-14.	Cost Estimate, Lighting Maintenance District No. 2001-1, Annexation No. 14, Zone O, Plot Plan No. 16686 _____	17
Table 2-15.	Cost Estimate, Lighting Maintenance District No. 2001-1, Annexation No. 15, Zone P, Plot Plan No. 16937 _____	18

Table of Contents

Table 2-16.	Cost Estimate, Lighting Maintenance District No. 2001-1, Annexation No. 16, Zone Q, Tract No. 30288	19
Table 2-17.	Cost Estimate, Lighting Maintenance District No. 2001-1, Annexation No. 17, Zone R, Tract No. 31301	20
Table 2-18.	Cost Estimate, Lighting Maintenance District No. 2001-1, Annexation No. 19, Zone T, Tract No. 28698	21
Table 2-19.	Cost Estimate, Lighting Maintenance District No. 2001-1, Annexation No. 20, Zone U, Parcel Map No. 31081	22
Table 2-20.	Cost Estimate, Lighting Maintenance District No. 2001-1, Annexation No. 23, Zone X, Tract No. 31875	23
Table 2-21.	Cost Estimate, Lighting Maintenance District No. 2001-1, Annexation No. 24, Zone Y, Tract No. 31635	24
Table 2-22.	Cost Estimate, Lighting Maintenance District No. 2001-1, Annexation No. 25, Zone Z, Hastings Blvd. and Kenneth St	25
Table 2-23.	Cost Estimate, Lighting Maintenance District No. 2001-1, Annexation No. 28, Zone CC, Tract No. 28851	26
Table 2-24.	Cost Estimate, Lighting Maintenance District No. 2001-1, Annexation No. 30, Zone EE, Plot Plan 14420R1	27
Table 2-25.	Cost Estimate, Lighting Maintenance District No. 2001-1, Annexation No. 31, Zone FF, Plot Plan 16216S1	28
Table 4-1.	Lighting Maintenance District No. 2001-1, LMD Preliminary Roll Report, FY 2024-25, Original Area, Zone A, Tract No. 25085-2	66
Table 4-2.	Lighting Maintenance District No. 2001-1, LMD Preliminary Roll Report, FY 2024-25, Annexation No.1, Zone B, Tract No. 29490	67
Table 4-3.	Lighting Maintenance District No. 2001-1, LMD Preliminary Roll Report, FY 2024-25, Annexation No.2, Zone C, Tract No. 25674	69
Table 4-4.	Lighting Maintenance District No. 2001-1, LMD Preliminary Roll Report, FY 2024-25, Annexation No.3, Zone D, Tract No. 28808-1	70
Table 4-5.	Lighting Maintenance District No. 2001-1, LMD Preliminary Roll Report, FY 2024-25, Annexation No.4, Zone E, Tract No. 16756	72
Table 4-6.	Lighting Maintenance District No. 2001-1, LMD Preliminary Roll Report, FY 2024-25, Annexation No.5, Zone F, Tract No. 28808-2	73

Table of Contents

Table 4-7.	Lighting Maintenance District No. 2001-1, LMD Preliminary Roll Report, FY 2024-25, Annexation No.7, Zone H, Tract No. 30671	75
Table 4-8.	Lighting Maintenance District No. 2001-1, LMD Preliminary Roll Report, FY 2024-25, Annexation No.8, Zone I, Parcel Map 29767	76
Table 4-9.	Lighting Maintenance District No. 2001-1, LMD Preliminary Roll Report, FY 2024-25, Annexation No.9, Zone J, Tract No. 29725	77
Table 4-10.	Lighting Maintenance District No. 2001-1, LMD Preliminary Roll Report, FY 2024-25, Annexation No.10, Zone K, Tract No. 28808-F	80
Table 4-11.	Lighting Maintenance District No. 2001-1, LMD Preliminary Roll Report, FY 2024-25, Annexation No.11, Zone L, Tract No. 24686	81
Table 4-12.	Lighting Maintenance District No. 2001-1, LMD Preliminary Roll Report, FY 2024-25, Annexation No.12, Zone M, Tract No. 22565	82
Table 4-13.	Lighting Maintenance District No. 2001-1, LMD Preliminary Roll Report, FY 2024-25, Annexation No.13, Zone N, Cup No. 3264	83
Table 4-14.	Lighting Maintenance District No. 2001-1, LMD Preliminary Roll Report, FY 2024-25, Annexation No.14, Zone O, Plot Plan No. 16686	84
Table 4-15.	Lighting Maintenance District No. 2001-1, LMD Preliminary Roll Report, FY 2024-25, Annexation No.15, Zone P, Plot Plan No. 16937	85
Table 4-16.	Lighting Maintenance District No. 2001-1, LMD Preliminary Roll Report, FY 2024-25, Annexation No.16, Zone Q, Tract No. 30288	86
Table 4-17.	Lighting Maintenance District No. 2001-1, LMD Preliminary Roll Report, FY 2024-25, Annexation No.17, Zone R, Tract No. 31301	88
Table 4-18.	Lighting Maintenance District No. 2001-1, LMD Preliminary Roll Report, FY 2024-25, Annexation No.19, Zone T, Tract No. 28698	89
Table 4-19.	Lighting Maintenance District No. 2001-1, LMD Preliminary Roll Report, FY 2024-25, Annexation No.20, Zone U, Parcel Map No. 31081	90
Table 4-20.	Lighting Maintenance District No. 2001-1, LMD Preliminary Roll Report, FY 2024-25, Annexation No.23, Zone X, Tract No. 31875	91
Table 4-21.	Lighting Maintenance District No. 2001-1, LMD Preliminary Roll Report, FY 2024-25, Annexation No.24, Zone Y, Tract No. 31365	92
Table 4-22.	Lighting Maintenance District No. 2001-1, LMD Preliminary Roll Report, FY 2024-25, Annexation No.25, Zone Z, Hastings Blvd. and Kenneth St.	93
Table 4-23.	Lighting Maintenance District No. 2001-1, LMD Preliminary Roll Report, FY 2024-25, Annexation No.28, Zone CC, Tract No. 28851	97
Table 4-24.	Lighting Maintenance District No. 2001-1, LMD Preliminary Roll Report, FY 2024-25, Annexation No.30, Zone EE, Plot Plan 14420R1	101
Table 4-25.	Lighting Maintenance District No. 2001-1, LMD Preliminary Roll Report, FY 2024-25, Annexation No.31, Zone FF, Plot Plan 16216S1	102
Table 4-26.	Lighting Maintenance District No. 2001-1, LMD Preliminary Roll Report, FY 2024-25, Grand Totals	103

Assessment Diagrams

Figure 3-1.	Boundary Map, Lighting Maintenance District No. 2001-1	30
Figure 3-2.	Original Area, Zone A, Tract No. 25085-2, Lighting Maintenance District No. 2001-1	31
Figure 3-3.	Annexation No. 1, Zone B, Tract No. 29490, Lighting Maintenance District No. 2001-1	32
Figure 3-4.	Annexation No. 2, Zone C, Tract No. 25674, Lighting Maintenance District No. 2001-1	33
Figure 3-5.	Annexation No. 3, Zone D, Tract No. 28808-1, Lighting Maintenance District No. 2001-1	34
Figure 3-6.	Annexation No. 4, Zone E, Plot Plan No. 16756, Lighting Maintenance District No. 2001-1	35
Figure 3-7.	Annexation No. 5, Zone F, Tract No. 28808-2, Lighting Maintenance District No. 2001-1	36
Figure 3-8.	Annexation No. 7, Zone H, Tract No. 30671, Lighting Maintenance District No. 2001-1	37
Figure 3-9.	Annexation No. 8, Zone I, Parcel Map No. 29767, Lighting Maintenance District No. 2001-1	38
Figure 3-10.	Annexation No. 9, Zone J, Tract No. 29725, Lighting Maintenance District No. 2001-1	39
Figure 3-11.	Annexation No. 10, Zone K, Tract No. 28808-F, Lighting Maintenance District No. 2001-1	40
Figure 3-12.	Annexation No. 11, Zone L, Tract No. 24686, Lighting Maintenance District No. 2001-1	41
Figure 3-13.	Annexation No. 12, Zone M, Tract No. 22565, Lighting Maintenance District No. 2001-1	42
Figure 3-14.	Annexation No. 13, Zone N, CUP No. 3264, Lighting Maintenance District No. 2001-1	43
Figure 3-15.	Annexation No. 14, Zone O, Plot Plan No. 16686, Lighting Maintenance District No. 2001-1	44
Figure 3-16.	Annexation No. 15, Zone P, Plot Plan No. 16937, Lighting Maintenance District No. 2001-1	45
Figure 3-17.	Annexation No. 16, Zone Q, Tract No. 30288, Lighting Maintenance District No. 2001-1	46
Figure 3-18.	Annexation No. 17, Zone R, Tract No. 31301, Lighting Maintenance District No. 2001-1	47
Figure 3-19.	Annexation No. 19, Zone T, Tract No. 28698, Lighting Maintenance District No. 2001-1	48
Figure 3-20.	Annexation No. 20, Zone U, Parcel Map No. 31081, Lighting Maintenance District No. 2001-1	49
Figure 3-21.	Annexation No. 21, Zone V, Tract No. 32124, Lighting Maintenance District No. 2001-1	50

Table of Contents

Figure 3-22.	Annexation No. 23, Zone X, Tract No. 31875 , Lighting Maintenance District No. 2001-1	51
Figure 3-23.	Annexation No. 24, Zone Y, Tract No. 31635, Lighting Maintenance District No. 2001-1	52
Figure 3-24.	Annexation No. 25, Zone Z, Hastings Blvd. and Kenneth St., Lighting Maintenance District No. 2001-1	53
Figure 3-25.	Annexation No. 27, Zone BB, Tract No. 33675, Lighting Maintenance District No. 2001-1	54
Figure 3-26.	Annexation No. 28, Zone CC, Tract No. 28851, Lighting Maintenance District No. 2001-1	55
Figure 3-27.	Annexation No. 30, Zone EE, Plot Plan 14420R1, Lighting Maintenance District No. 2001-1	56
Figure 3-28.	Annexation No. 31, Zone FF, Plot Plan 16216S1, Lighting Maintenance District No. 2001-1	57

Appendix

Appendix A.	Resolution No. 3371 Ordering Preparation of this Engineer's Report	A-1
-------------	--	-----



AGENCY: JURUPA COMMUNITY SERVICES DISTRICT,
RIVERSIDE COUNTY, CALIFORNIA

PROJECT: LIGHTING MAINTENANCE DISTRICT NO. 2001-1

TO: BOARD OF DIRECTORS

ENGINEER'S REPORT

Pursuant to the provisions of the Landscaping and Lighting Act of 1972, said act being Part 2 of Division 15 of the Streets and Highways Code of the State of California, and pursuant to the provisions of Proposition 218 which were approved on November 5, 1996 and added Articles XIII C and XIII D to the California Constitution, and in accordance with Resolution No. 3371 (Appendix A), adopted on April 22, 2024 by the Board of Directors of the Jurupa Community Services District (hereinafter referred to as the "Services District"), Riverside County, California, ordering preparation of the Engineer's Report for Lighting Maintenance District No. 2001-1, (hereinafter referred to as the "Assessment District") of the Services District, I, Sam I. Gershon, a Professional Civil Engineer (employed by Albert A. Webb Associates and retained through an agreement between my employer and Webb Municipal Finance, LLC), acting on behalf of the Jurupa Community Services District, submit herewith the Engineer's Report for the Assessment District consisting of four (4) Sections and Appendix A as follows. Please note that Albert A. Webb Associates provides engineering advice and related consulting engineering services. Albert A. Webb Associates is not a registered municipal advisor and does not participate in municipal advisory activities, and nothing in this Engineer's Report for the Assessment District is, or should be interpreted to be, municipal advisory services or advice.

SECTION 1 – DESCRIPTION OF IMPROVEMENTS

The Plans and Specifications for Improvements maintained by the Assessment District consist of a general description of the nature, location, and the extent of the improvements proposed to be maintained and are attached hereto.

SECTION 2 – ENGINEER'S ESTIMATE OF COSTS AND EXPENSES

An estimate of the maintenance costs of the improvements (Tables 2-1 through 2-25), including incidental costs and expenses in connection therewith for Fiscal Year 2024-25, is as set forth on the lists thereof, attached hereto.

SECTION 3 – ASSESSMENT DIAGRAMS

Shown on Figure 3-1 are the Assessment District's exterior boundaries of Lighting Maintenance District No. 2001-1. Shown on Figures 3-2 through 3-28 are the boundaries of Zone A (Tract No. 25085-2); Zone B (Tract No. 29490); Zone C (Tract No. 25674); Zone D (Tract No. 28808-1); Zone E (Plot Plan No. 16756); Zone F (Tract No. 28808-2); Zone H (Tract No. 30671); Zone I (Parcel Map No. 29767); Zone J (Tract No. 29725); Zone K (Tract No. 28808-F); Zone L (Tract No. 24686); Zone M (Tract No. 22565); Zone N (CUP No. 3264); Zone O (Plot Plan No. 16686); Zone P (Plot Plan No. 16937); Zone Q (Tract No. 30288); Zone R (Tract No. 31301); Zone T (Tract No. 28698); Zone U

(Parcel Map No. 31081); Zone V (Tract No. 32124); Zone X (Tract No. 31875); Zone Y (Tract No. 31635); Zone Z (Hastings Blvd. and Kenneth St.); Zone BB (Tract No. 33675); Zone CC (Tract No. 28851); Zone EE (Plot Plan 14420R1); and Zone FF (Plot Plan 16216S1); the areas within Lighting Maintenance District No. 2001-1. Each subdivision of land or parcel or lot, respectively, is shown as it existed at the time of the adoption of the Resolution of Intention and has been given a separate number upon the Assessment Roll contained herein. For details regarding the boundaries and dimensions of the respective parcels and subdivisions of land within the Assessment District, refer to the Riverside County Assessor's maps.

SECTION 4 – ASSESSMENT

A proposed assessment of the total costs and expenses of the improvements for Fiscal Year 2024-25 upon each parcel of land within the Assessment District, in proportion to the estimated benefits to be received by such parcels from said improvements, is described herein and is set forth in detail upon the assessment roll (Tables 4-1 through 4-25) on file in the Office of the Services District Secretary and made a part hereof. In addition, the amount of the assessment to be levied on each such parcel in each subsequent Fiscal Year shall be increased by the percentage increase, if any, in the cost of electric power which the Assessment District will pay to Southern California Edison Company, or any successor thereto, for electric power for the operation and maintenance of the streetlights for each such Fiscal Year, so that the total amount of the assessments on all such lots and parcels will not be less than the Services District's costs, including the cost of electric power, for the operation and maintenance of streetlights in each such Fiscal Year.

APPENDIX A – RESOLUTION NO. 3371

Resolution No. 3371 of the Board of Directors of the Services District ordering the preparation of this Engineer's Report is included in this report as Appendix A.

Dated: June 19 2024



Respectfully,

ALBERT A. WEBB ASSOCIATES

A handwritten signature in blue ink, appearing to read "Sam I. Gershon", written over a horizontal line.

SAM I. GERSHON, RCE NO. 14489

ASSESSMENT ENGINEER

LIGHTING MAINTENANCE

DISTRICT NO. 2001-1

JURUPA COMMUNITY SERVICES DISTRICT

COUNTY OF RIVERSIDE

STATE OF CALIFORNIA

1. Description of Improvements

Generally, the work to be performed consists of the maintenance, repair, acquisition, and replacement of street light poles and fixtures and of the energy charges, operation, maintenance, and administrative costs of the local and major streets streetlighting within the Assessment District (Figures 3-1 through 3-28).

Zone 1 Local Lighting streetlights are located within the boundaries of Zone A, Tract No. 25085-2 (Figure 3-2); Zone B, Tract No. 29490 (Figure 3-3); Zone C, Tract No. 25674 (Figure 3-4); Zone D, Tract No. 28808-1 (Figure 3-5); Zone E, Plot Plan No. 16756 (Figure 3-6); Zone F, Tract No. 28808-2 (Figure 3-7); Zone H, Tract No. 30671 (Figure 3-9); Zone J, Tract No. 29725 (Figure 3-11); Zone K, Tract No. 28808-F (Figure 3-12); Zone L, Tract No. 24686 (Figure 3-13); Zone M, Tract No. 22565 (Figure 3-14); Zone P, Plot Plan No. 16937 (Figure 3-17); Zone R, Tract No. 31301 (Figure 3-19); Zone T, Tract No. 28698 (Figure 3-21); Zone U, Parcel Map No. 31081 (Figure 3-22); Zone V, Tract No. 32124 (Figure 3-23); Zone W, Parcel Map No. 36487 (Figure 3-24); Zone X, Tract No. 31875 (Figure 3-25); Zone Y, Tract No. 31635 (Figure 3-26); Zone Z, Hastings Blvd. and Kenneth St. (Figure 3-27); Zone BB, Tract No 33675 (Figure 3-28); Zone CC, Tract No. 28851 (Figure 3-29); and Zone FF, Plot Plan No. 16216S1 (Figure 3-31), and consists of both 22 watt light-emitting diodes (LEDs), and 39 watt LEDs.

Zone 2 Major Streets streetlights are located along Camino Real, Jurupa Road, Pedley Road, Galena Street, Riverside Drive, Philadelphia Avenue, Granite Hill Drive, Harrel Street, Cantu Galleano Ranch Road, Wineville Avenue, Tyrolite Street, Alta Mar Drive, Milliken Avenue, Armstrong Road, Bellegrave Avenue, Hamner Avenue, Goodman Way, and Mission Boulevard (Figures 3-2 through 3-5, Figures 3-8 through 3-10, Figure 3-12, Figures 3-14 through 3-20, Figure 3-22, Figure 3-24, Figure 3-28, and Figure 3-30), and along Camino Real (Figure 3-18); all are 84 watt LEDs.

The existing streetlight improvements as shown in the Services District Streetlight Maps were purchased in March 2019 from Southern California Edison (SCE), with the exception of a few streetlights that were not available for purchase. The Streetlight Maps are on file in the office of the Director of Finance and Administration of the Services District and are made part of this report to the same extent as if attached hereto.

The streetlights that were purchased were retrofitted with energy-efficient LEDs. The streetlights that could not be purchased are still owned and maintained by SCE; these lamps have also been retrofitted with LEDs.

Annual costs per year provide for:

- Energy costs for street lighting.
- Operation and maintenance of the facilities.
- Maintenance, repair, acquisition, replacement, and retrofit of street light poles and fixtures.
- Incidental costs, including noticing, legal and report preparation expenses, finance department and administration expenses for the processing of revenues and Edison payments, and administration expenses for the maintenance of streetlight maps and monitoring of facilities.

The class, type, and number of streetlights currently designed and installed are listed by benefit zone as follows:

1. Description of Improvements

Table 1-1
Streetlight Counts by Benefit Zone and Type

Benefit Zone	ZONE 1: LOCAL LIGHTING		ZONE 2: MAJOR STREETS
	22 Watt Light-Emitting Diode	39 Watt Light-Emitting Diode	84 Watt Light-Emitting Diode
Zone A	7	0	3
Zone B	13	0	3
Zone C	6	0	4
Zone D	38	0	3
Zone E	0	0	3
Zone F	32	0	6
Zone H	2	0	0
Zone I	0	0	2
Zone J	19	0	0
Zone K	3	0	1
Zone L	5	0	0
Zone M	6	0	2
Zone N	0	0	1
Zone O	0	0	6
Zone P	0	0	18
Zone Q	0	0	4
Zone R	14	0	0
Zone T	9	1	0
Zone U	0	0	8
Zone V	11	0	3
Zone X	5	0	0
Zone Y	5	0	0
Zone Z	0	39	0
Zone BB	0	0	0
Zone CC	2	0	0
Zone EE	0	0	3
Zone FF	0	0	5

2. Engineer's Estimate of Costs and Expenses

Cost estimates have been prepared for each Zone in the Assessment District.

In 2019 a portion of the streetlights located within the boundaries of the District were purchased from SCE and the lamps were retrofitted with energy-efficient LEDs. Delivery charges, regulatory fees, and generation charges for District-owned streetlights are now calculated using the SCE LS-2 Rate Schedule and an Operations and Maintenance line item was added to the cost estimate tables showing the cost of servicing the District-owned streetlights. Additionally, until the purchase of the streetlights has been fully paid (which is anticipated to occur in 2034), the streetlight acquisition costs have been added to each Zone.

The few streetlights that were not available for purchase remain owned and maintained by SCE; these have also been retrofitted with LEDs. As a result, these few lights are still subject to the LS-1-E Rate Schedule and are not included in the Operations and Maintenance line item nor the streetlight acquisition calculations.

The updates to the cost estimate tables will not cause the assessment rate for any Zone to exceed the Maximum Assessment Rate for that Zone.

The payment for FY 2024-25 for the acquisition of the streetlights purchased by the Services District is \$144,684.96, which is \$75.95 per streetlight.

The estimates of the annual energy, maintenance, and acquisition costs are shown in Tables 2-1 through 2-25.

TABLE 2-1
COST ESTIMATE
Lighting Maintenance District No. 2001-1
ORIGINAL AREA, ZONE A, TRACT NO. 25085-2

Luminaire Size and Type	Streetlights		FY 23-24		FY 24-25	
	FY 23-24	FY 24-25	Cost per Streetlight	Total Costs	Budgeted Cost per Streetlight	Budgeted Total Costs
9,500 L HPSV (LS-1)						
22,000 L HPSV (LS-1)						
39 w LED (LS-1)						
22 w LED (LS-2)	7	7	\$51.13	\$357.89	\$52.97	\$370.80
84 w LED (LS-2)	3	3	\$100.83	\$302.48	\$103.11	\$309.32
ENERGY CHARGES				\$660.37		\$680.12
Percentage Change from FY 23-24 to FY 24-25						2.99%

	FY 23-24		FY 24-25	
Operations & Maintenance		\$147.70		\$129.70
ENERGY AND MAINTENANCE COSTS		\$808.07		\$809.82
Streetlight Acquisition Costs		\$759.50		\$759.50
Staff, Legal, Engineer's Cost, and Contingency		\$476.91		\$478.27
TOTAL ESTIMATED COSTS		\$2,044.48		\$2,047.59
Lots		23		23
Units of Benefit (UOB)		23		23
Maximum Allowable Assessment Per UOB		\$149.03	3.20%	\$153.80
Cost per UOB		\$88.89		\$89.03
Operations Reserve Collection / (Contribution) per UOB	50.00%	\$17.57	50.00%	\$17.60
Other Reserve Collection				\$47.17
RIVERSIDE COUNTY ENROLLMENT CHARGES				
Per Zone Converted to Per Lot	\$87.23 per Zone	\$3.79	\$87.23 per Zone	\$3.79
Per Lot	\$0.36 per Lot	\$0.36	\$0.36 per Lot	\$0.36
Actual Assessment per UOB		\$110.61		\$157.95
Total Assessment for Zone		\$2,544.03		\$3,632.85

- (1) Budgeted Energy Charges for Fiscal Year 2024-25 have been estimated using the Southern California Edison (SCE) LS-2 Rate Schedule dated March 1, 2024.
- (2) Prior to purchasing the streetlights from SCE, LS-1 Rates, which include both Operations & Maintenance (O&M) and Energy Costs, were used to calculate Total Energy Costs. Since the acquisition in March 2019, the Energy Costs are based on the SCE LS-2 rates and the O&M costs component is a separate charge.
- (3) The Maximum Allowable Assessment Per UOB has been escalated based on the increase in the SCE LS-1 and LS-2 rate schedules from March 1, 2023 to March 1, 2024.
- (4) Riverside County Enrollment Charges are estimated using the Fixed Charge Processing Guide published by the County for the 2023-24 Fiscal Year.
- (5) The Actual Assessment per UOB may appear to exceed the Maximum Allowable Assessment per UOB due to the addition of enrollment fees charged by the County. All enrollment fees collected are disbursed to the County.

TABLE 2-2
COST ESTIMATE
Lighting Maintenance District No. 2001-1
ANNEXATION NO. 1, ZONE B, TRACT NO. 29490

	Streetlights		FY 23-24		FY 24-25	
Luminaire Size and Type	FY 23-24	FY 24-25	Cost per Streetlight	Total Costs	Budgeted Cost per Streetlight	Budgeted Total Costs
9,500 L HPSV (LS-1)						
22,000 L HPSV (LS-1)						
39 w LED (LS-1)						
22 w LED (LS-2)	13	13	\$51.13	\$664.66	\$52.97	\$688.63
84 w LED (LS-2)	3	3	\$100.83	\$302.48	\$103.11	\$309.32
ENERGY CHARGES				\$967.14		\$997.94
Percentage Change from FY 23-24 to FY 24-25						3.19%

	FY 23-24		FY 24-25	
Operations & Maintenance		\$236.32		\$207.52
ENERGY AND MAINTENANCE COSTS		\$1,203.46		\$1,205.46
Streetlight Acquisition Costs		\$1,215.20		\$1,215.20
Staff, Legal, Engineer's Cost, and Contingency		\$476.91		\$478.27
TOTAL ESTIMATED COSTS		\$2,895.57		\$2,898.93
Lots		83		83
Units of Benefit (UOB)		83		83
Maximum Allowable Assessment Per UOB		\$65.34	3.20%	\$67.43
Cost per UOB		\$34.89		\$34.93
Operations Reserve Collection / (Contribution) per UOB	50.00%	\$7.25	50.00%	\$7.26
Other Reserve Collection				\$25.24
RIVERSIDE COUNTY ENROLLMENT CHARGES				
Per Zone Converted to Per Lot	\$87.23 per Zone	\$1.05	\$87.23 per Zone	\$1.05
Per Lot	\$0.36 per Lot	\$0.36	\$0.36 per Lot	\$0.36
Actual Assessment per UOB		\$43.55		\$68.84
Total Assessment for Zone		\$3,614.65		\$5,713.72

- (1) Budgeted Energy Charges for Fiscal Year 2024-25 have been estimated using the Southern California Edison (SCE) LS-2 Rate Schedule dated March 1, 2024.
- (2) Prior to purchasing the streetlights from SCE, LS-1 Rates, which include both Operations & Maintenance (O&M) and Energy Costs, were used to calculate Total Energy Costs. Since the acquisition in March 2019, the Energy Costs are based on the SCE LS-2 rates and the O&M costs component is a separate charge.
- (3) The Maximum Allowable Assessment Per UOB has been escalated based on the increase in the SCE LS-1 and LS-2 rate schedules from March 1, 2023 to March 1, 2024.
- (4) Riverside County Enrollment Charges are estimated using the Fixed Charge Processing Guide published by the County for the 2023-24 Fiscal Year.
- (5) The Actual Assessment per UOB may appear to exceed the Maximum Allowable Assessment per UOB due to the addition of enrollment fees charged by the County. All enrollment fees collected are disbursed to the County.

TABLE 2-3
COST ESTIMATE
Lighting Maintenance District No. 2001-1
ANNEXATION NO. 2, ZONE C, TRACT NO. 25674

Luminaire Size and Type	Streetlights		FY 23-24		FY 24-25	
	FY 23-24	FY 24-25	Cost per Streetlight	Total Costs	Budgeted Cost per Streetlight	Budgeted Total Costs
9,500 L HPSV (LS-1)						
22,000 L HPSV (LS-1)						
39 w LED (LS-1)						
22 w LED (LS-2)	6	6	\$51.13	\$306.76	\$52.97	\$317.83
84 w LED (LS-2)	4	4	\$100.83	\$403.31	\$103.11	\$412.42
ENERGY CHARGES				\$710.07		\$730.25
Percentage Change from FY 23-24 to FY 24-25						2.84%

	FY 23-24		FY 24-25	
Operations & Maintenance		\$147.70		\$129.70
ENERGY AND MAINTENANCE COSTS		\$857.77		\$859.95
Streetlight Acquisition Costs		\$759.50		\$759.50
Staff, Legal, Engineer's Cost, and Contingency		\$476.91		\$478.27
TOTAL ESTIMATED COSTS		\$2,094.18		\$2,097.72
Lots		26		26
Units of Benefit (UOB)		26		26
Maximum Allowable Assessment Per UOB		\$147.87	3.20%	\$152.61
Cost per UOB		\$80.55		\$80.68
Operations Reserve Collection / (Contribution) per UOB	30.00%	\$9.90	10.00%	\$3.31
Other Reserve Collection				\$0.00
RIVERSIDE COUNTY ENROLLMENT CHARGES				
Per Zone Converted to Per Lot	\$87.23 per Zone	\$3.36	\$87.23 per Zone	\$3.36
Per Lot	\$0.36 per Lot	\$0.36	\$0.36 per Lot	\$0.36
Actual Assessment per UOB		\$94.17		\$87.71
Total Assessment for Zone		\$2,448.42		\$2,280.46

- (1) Budgeted Energy Charges for Fiscal Year 2024-25 have been estimated using the Southern California Edison (SCE) LS-2 Rate Schedule dated March 1, 2024.
- (2) Prior to purchasing the streetlights from SCE, LS-1 Rates, which include both Operations & Maintenance (O&M) and Energy Costs, were used to calculate Total Energy Costs. Since the acquisition in March 2019, the Energy Costs are based on the SCE LS-2 rates and the O&M costs component is a separate charge.
- (3) The Maximum Allowable Assessment Per UOB has been escalated based on the increase in the SCE LS-1 and LS-2 rate schedules from March 1, 2023 to March 1, 2024.
- (4) Riverside County Enrollment Charges are estimated using the Fixed Charge Processing Guide published by the County for the 2023-24 Fiscal Year.
- (5) The Actual Assessment per UOB may appear to exceed the Maximum Allowable Assessment per UOB due to the addition of enrollment fees charged by the County. All enrollment fees collected are disbursed to the County.

TABLE 2-4
COST ESTIMATE
Lighting Maintenance District No. 2001-1
ANNEXATION NO. 3, ZONE D, TRACT NO. 28808-1

	Streetlights		FY 23-24		FY 24-25	
Luminaire Size and Type	FY 23-24	FY 24-25	Cost per Streetlight	Total Costs	Budgeted Cost per Streetlight	Budgeted Total Costs
9,500 L HPSV (LS-1)						
22,000 L HPSV (LS-1)						
39 w LED (LS-1)						
22 w LED (LS-2)	38	38	\$51.13	\$1,942.84	\$52.97	\$2,012.91
84 w LED (LS-2)	3	3	\$100.83	\$302.48	\$103.11	\$309.32
ENERGY CHARGES				\$2,245.33		\$2,322.23
Percentage Change from FY 23-24 to FY 24-25						3.42%

	FY 23-24		FY 24-25	
Operations & Maintenance		\$605.57		\$531.77
ENERGY AND MAINTENANCE COSTS		\$2,850.90		\$2,854.00
Streetlight Acquisition Costs		\$3,113.95		\$3,113.95
Staff, Legal, Engineer's Cost, and Contingency		\$476.91		\$478.27
TOTAL ESTIMATED COSTS		\$6,441.76		\$6,446.22
Lots		83		83
Units of Benefit (UOB)		83		83
Maximum Allowable Assessment Per UOB		\$153.30	3.20%	\$158.21
Cost per UOB		\$77.61		\$77.67
Operations Reserve Collection / (Contribution) per UOB	30.00%	\$10.30	50.00%	\$17.19
Other Reserve Collection				\$63.35
RIVERSIDE COUNTY ENROLLMENT CHARGES				
Per Zone Converted to Per Lot	\$87.23 per Zone	\$1.05	\$87.23 per Zone	\$1.05
Per Lot	\$0.36 per Lot	\$0.36	\$0.36 per Lot	\$0.36
Actual Assessment per UOB		\$89.32		\$159.62
Total Assessment for Zone		\$7,413.56		\$13,248.46

- (1) Budgeted Energy Charges for Fiscal Year 2024-25 have been estimated using the Southern California Edison (SCE) LS-2 Rate Schedule dated March 1, 2024.
- (2) Prior to purchasing the streetlights from SCE, LS-1 Rates, which include both Operations & Maintenance (O&M) and Energy Costs, were used to calculate Total Energy Costs. Since the acquisition in March 2019, the Energy Costs are based on the SCE LS-2 rates and the O&M costs component is a separate charge.
- (3) The Maximum Allowable Assessment Per UOB has been escalated based on the increase in the SCE LS-1 and LS-2 rate schedules from March 1, 2023 to March 1, 2024.
- (4) Riverside County Enrollment Charges are estimated using the Fixed Charge Processing Guide published by the County for the 2023-24 Fiscal Year.
- (5) The Actual Assessment per UOB may appear to exceed the Maximum Allowable Assessment per UOB due to the addition of enrollment fees charged by the County. All enrollment fees collected are disbursed to the County.

TABLE 2-5
COST ESTIMATE
Lighting Maintenance District No. 2001-1
ANNEXATION NO. 4, ZONE E, PLOT PLAN NO. 16756

Luminaire Size and Type	Streetlights		FY 23-24		FY 24-25	
	FY 23-24	FY 24-25	Cost per Streetlight	Total Costs	Budgeted Cost per Streetlight	Budgeted Total Costs
9,500 L HPSV (LS-1)						
22,000 L HPSV (LS-1)						
39 w LED (LS-1)						
22 w LED (LS-2)						
84 w LED (LS-2)	3	3	\$100.83	\$302.48	\$103.11	\$309.32
ENERGY CHARGES				\$302.48		\$309.32
Percentage Change from FY 23-24 to FY 24-25						2.26%

	FY 23-24		FY 24-25	
Operations & Maintenance		\$44.31		\$38.91
ENERGY AND MAINTENANCE COSTS		\$346.79		\$348.23
Streetlight Acquisition Costs		\$227.85		\$227.85
Staff, Legal, Engineer's Cost, and Contingency		\$476.91		\$478.27
TOTAL ESTIMATED COSTS		\$1,051.55		\$1,054.35
Lots		8		8
Units of Benefit (UOB)		8		8
Maximum Allowable Assessment Per UOB		\$156.52	3.20%	\$161.53
Cost per UOB		\$131.44		\$131.79
Operations Reserve Collection / (Contribution) per UOB	50.00%	\$21.67	50.00%	\$21.76
Other Reserve Collection				\$7.98
RIVERSIDE COUNTY ENROLLMENT CHARGES				
Per Zone Converted to Per Lot	\$87.23 per Zone	\$10.90	\$87.23 per Zone	\$10.90
Per Lot	\$0.36 per Lot	\$0.36	\$0.36 per Lot	\$0.36
Actual Assessment per UOB		\$164.37		\$172.79
Total Assessment for Zone		\$1,314.96		\$1,382.32

- (1) Budgeted Energy Charges for Fiscal Year 2024-25 have been estimated using the Southern California Edison (SCE) LS-2 Rate Schedule dated March 1, 2024.
- (2) Prior to purchasing the streetlights from SCE, LS-1 Rates, which include both Operations & Maintenance (O&M) and Energy Costs, were used to calculate Total Energy Costs. Since the acquisition in March 2019, the Energy Costs are based on the SCE LS-2 rates and the O&M costs component is a separate charge.
- (3) The Maximum Allowable Assessment Per UOB has been escalated based on the increase in the SCE LS-1 and LS-2 rate schedules from March 1, 2023 to March 1, 2024.
- (4) Riverside County Enrollment Charges are estimated using the Fixed Charge Processing Guide published by the County for the 2023-24 Fiscal Year.
- (5) The Actual Assessment per UOB may appear to exceed the Maximum Allowable Assessment per UOB due to the addition of enrollment fees charged by the County. All enrollment fees collected are disbursed to the County.

TABLE 2-6
COST ESTIMATE
Lighting Maintenance District No. 2001-1
ANNEXATION NO. 5, ZONE F, TRACT NO. 28808-2

	Streetlights		FY 23-24		FY 24-25	
Luminaire Size and Type	FY 23-24	FY 24-25	Cost per Streetlight	Total Costs	Budgeted Cost per Streetlight	Budgeted Total Costs
9,500 L HPSV (LS-1)						
22,000 L HPSV (LS-1)						
39 w LED (LS-1)						
22 w LED (LS-2)	32	32	\$51.13	\$1,636.08	\$52.97	\$1,695.08
84 w LED (LS-2)	6	6	\$100.83	\$604.96	\$103.11	\$618.64
ENERGY CHARGES				\$2,241.04		\$2,313.72
Percentage Change from FY 23-24 to FY 24-25						3.24%

	FY 23-24		FY 24-25	
Operations & Maintenance		\$561.26		\$492.86
ENERGY AND MAINTENANCE COSTS		\$2,802.30		\$2,806.58
Streetlight Acquisition Costs		\$2,886.10		\$2,886.10
Staff, Legal, Engineer's Cost, and Contingency		\$476.91		\$478.27
TOTAL ESTIMATED COSTS		\$6,165.31		\$6,170.95
Lots		77		77
Units of Benefit (UOB)		77		77
Maximum Allowable Assessment Per UOB		\$154.49	3.20%	\$159.44
Cost per UOB		\$80.07		\$80.14
Operations Reserve Collection / (Contribution) per UOB	30.01%	\$10.92	10.00%	\$3.64
Other Reserve Collection				\$0.00
RIVERSIDE COUNTY ENROLLMENT CHARGES				
Per Zone Converted to Per Lot	\$87.23 per Zone	\$1.13	\$87.23 per Zone	\$1.13
Per Lot	\$0.36 per Lot	\$0.36	\$0.36 per Lot	\$0.36
Actual Assessment per UOB		\$92.48		\$85.27
Total Assessment for Zone		\$7,120.96		\$6,565.79

- (1) Budgeted Energy Charges for Fiscal Year 2024-25 have been estimated using the Southern California Edison (SCE) LS-2 Rate Schedule dated March 1, 2024.
- (2) Prior to purchasing the streetlights from SCE, LS-1 Rates, which include both Operations & Maintenance (O&M) and Energy Costs, were used to calculate Total Energy Costs. Since the acquisition in March 2019, the Energy Costs are based on the SCE LS-2 rates and the O&M costs component is a separate charge.
- (3) The Maximum Allowable Assessment Per UOB has been escalated based on the increase in the SCE LS-1 and LS-2 rate schedules from March 1, 2023 to March 1, 2024.
- (4) Riverside County Enrollment Charges are estimated using the Fixed Charge Processing Guide published by the County for the 2023-24 Fiscal Year.
- (5) The Actual Assessment per UOB may appear to exceed the Maximum Allowable Assessment per UOB due to the addition of enrollment fees charged by the County. All enrollment fees collected are disbursed to the County.

TABLE 2-7
COST ESTIMATE
Lighting Maintenance District No. 2001-1
ANNEXATION NO. 7, ZONE H, TRACT NO. 30671

Luminaire Size and Type	Streetlights		FY 23-24		FY 24-25	
	FY 23-24	FY 24-25	Cost per Streetlight	Total Costs	Budgeted Cost per Streetlight	Budgeted Total Costs
9,500 L HPSV (LS-1)						
22,000 L HPSV (LS-1)						
39 w LED (LS-1)						
22 w LED (LS-2)	2	2	\$51.13	\$102.25	\$52.97	\$105.94
84 w LED (LS-2)						
ENERGY CHARGES				\$102.25		\$105.94
Percentage Change from FY 23-24 to FY 24-25						3.61%

	FY 23-24		FY 24-25	
Operations & Maintenance		\$29.54		\$25.94
ENERGY AND MAINTENANCE COSTS		\$131.79		\$131.88
Streetlight Acquisition Costs		\$151.90		\$151.90
Staff, Legal, Engineer's Cost, and Contingency		\$476.91		\$478.27
TOTAL ESTIMATED COSTS		\$760.60		\$762.05
Lots		14		14
Units of Benefit (UOB)		14		14
Maximum Allowable Assessment Per UOB		\$75.41	3.20%	\$77.83
Cost per UOB		\$54.33		\$54.43
Operations Reserve Collection / (Contribution) per UOB	30.00%	\$2.82	10.00%	\$0.94
Other Reserve Collection				\$0.00
RIVERSIDE COUNTY ENROLLMENT CHARGES				
Per Zone Converted to Per Lot	\$87.23 per Zone	\$6.23	\$87.23 per Zone	\$6.23
Per Lot	\$0.36 per Lot	\$0.36	\$0.36 per Lot	\$0.36
Actual Assessment per UOB		\$63.74		\$61.96
Total Assessment for Zone		\$892.36		\$867.44

- (1) Budgeted Energy Charges for Fiscal Year 2024-25 have been estimated using the Southern California Edison (SCE) LS-2 Rate Schedule dated March 1, 2024.
- (2) Prior to purchasing the streetlights from SCE, LS-1 Rates, which include both Operations & Maintenance (O&M) and Energy Costs, were used to calculate Total Energy Costs. Since the acquisition in March 2019, the Energy Costs are based on the SCE LS-2 rates and the O&M costs component is a separate charge.
- (3) The Maximum Allowable Assessment Per UOB has been escalated based on the increase in the SCE LS-1 and LS-2 rate schedules from March 1, 2023 to March 1, 2024.
- (4) Riverside County Enrollment Charges are estimated using the Fixed Charge Processing Guide published by the County for the 2023-24 Fiscal Year.
- (5) The Actual Assessment per UOB may appear to exceed the Maximum Allowable Assessment per UOB due to the addition of enrollment fees charged by the County. All enrollment fees collected are disbursed to the County.

TABLE 2-8
COST ESTIMATE
Lighting Maintenance District No. 2001-1
ANNEXATION NO. 8, ZONE I, PARCEL MAP NO. 29767

Luminaire Size and Type	Streetlights		FY 23-24		FY 24-25	
	FY 23-24	FY 24-25	Cost per Streetlight	Total Costs	Budgeted Cost per Streetlight	Budgeted Total Costs
9,500 L HPSV (LS-1)						
22,000 L HPSV (LS-1)						
39 w LED (LS-1)						
22 w LED (LS-2)						
84 w LED (LS-2)	2	2	\$100.83	\$201.65	\$103.11	\$206.21
ENERGY CHARGES				\$201.65		\$206.21
Percentage Change from FY 23-24 to FY 24-25						2.26%

	FY 23-24		FY 24-25	
Operations & Maintenance		\$29.54		\$25.94
ENERGY AND MAINTENANCE COSTS		\$231.19		\$232.15
Streetlight Acquisition Costs		\$151.90		\$151.90
Staff, Legal, Engineer's Cost, and Contingency		\$476.91		\$478.27
TOTAL ESTIMATED COSTS		\$860.00		\$862.32
Lots		8		8
Units of Benefit (UOB)		8		8
Maximum Allowable Assessment Per UOB		\$103.93	3.20%	\$107.26
Cost per UOB		\$107.50		\$107.79
Operations Reserve Collection / (Contribution) per UOB		(\$3.57)		(\$0.53)
Other Reserve Collection				\$0.00
RIVERSIDE COUNTY ENROLLMENT CHARGES				
Per Zone Converted to Per Lot	\$87.23 per Zone	\$10.90	\$87.23 per Zone	\$10.90
Per Lot	\$0.36 per Lot	\$0.36	\$0.36 per Lot	\$0.36
Actual Assessment per UOB		\$115.19		\$118.52
Total Assessment for Zone		\$921.52		\$948.16

- (1) Budgeted Energy Charges for Fiscal Year 2024-25 have been estimated using the Southern California Edison (SCE) LS-2 Rate Schedule dated March 1, 2024.
- (2) Prior to purchasing the streetlights from SCE, LS-1 Rates, which include both Operations & Maintenance (O&M) and Energy Costs, were used to calculate Total Energy Costs. Since the acquisition in March 2019, the Energy Costs are based on the SCE LS-2 rates and the O&M costs component is a separate charge.
- (3) The Maximum Allowable Assessment Per UOB has been escalated based on the increase in the SCE LS-1 and LS-2 rate schedules from March 1, 2023 to March 1, 2024.
- (4) Riverside County Enrollment Charges are estimated using the Fixed Charge Processing Guide published by the County for the 2023-24 Fiscal Year.
- (5) The Actual Assessment per UOB may appear to exceed the Maximum Allowable Assessment per UOB due to the addition of enrollment fees charged by the County. All enrollment fees collected are disbursed to the County.

TABLE 2-9
COST ESTIMATE
Lighting Maintenance District No. 2001-1
ANNEXATION NO. 9, ZONE J, TRACT NO. 29725

	Streetlights		FY 23-24		FY 24-25	
Luminaire Size and Type	FY 23-24	FY 24-25	Cost per Streetlight	Total Costs	Budgeted Cost per Streetlight	Budgeted Total Costs
9,500 L HPSV (LS-1)						
22,000 L HPSV (LS-1)						
39 w LED (LS-1)						
22 w LED (LS-2)	19	19	\$51.13	\$971.42	\$52.97	\$1,006.45
84 w LED (LS-2)						
ENERGY CHARGES				\$971.42		\$1,006.45
Percentage Change from FY 23-24 to FY 24-25						3.61%

	FY 23-24		FY 24-25	
Operations & Maintenance		\$280.63		\$246.43
ENERGY AND MAINTENANCE COSTS		\$1,252.05		\$1,252.88
Streetlight Acquisition Costs		\$1,443.05		\$1,443.05
Staff, Legal, Engineer's Cost, and Contingency		\$476.91		\$478.27
TOTAL ESTIMATED COSTS		\$3,172.01		\$3,174.20
Lots		118		118
Units of Benefit (UOB)		118		118
Maximum Allowable Assessment Per UOB		\$54.62	3.20%	\$56.37
Cost per UOB		\$26.88		\$26.90
Operations Reserve Collection / (Contribution) per UOB	50.00%	\$5.31	50.00%	\$5.31
Other Reserve Collection				\$24.16
RIVERSIDE COUNTY ENROLLMENT CHARGES				
Per Zone Converted to Per Lot	\$87.23 per Zone	\$0.74	\$87.23 per Zone	\$0.74
Per Lot	\$0.36 per Lot	\$0.36	\$0.36 per Lot	\$0.36
Actual Assessment per UOB		\$33.29		\$57.47
Total Assessment for Zone		\$3,928.22		\$6,781.46

- (1) Budgeted Energy Charges for Fiscal Year 2024-25 have been estimated using the Southern California Edison (SCE) LS-2 Rate Schedule dated March 1, 2024.
- (2) Prior to purchasing the streetlights from SCE, LS-1 Rates, which include both Operations & Maintenance (O&M) and Energy Costs, were used to calculate Total Energy Costs. Since the acquisition in March 2019, the Energy Costs are based on the SCE LS-2 rates and the O&M costs component is a separate charge.
- (3) The Maximum Allowable Assessment Per UOB has been escalated based on the increase in the SCE LS-1 and LS-2 rate schedules from March 1, 2023 to March 1, 2024.
- (4) Riverside County Enrollment Charges are estimated using the Fixed Charge Processing Guide published by the County for the 2023-24 Fiscal Year.
- (5) The Actual Assessment per UOB may appear to exceed the Maximum Allowable Assessment per UOB due to the addition of enrollment fees charged by the County. All enrollment fees collected are disbursed to the County.

TABLE 2-10
COST ESTIMATE
Lighting Maintenance District No. 2001-1
ANNEXATION NO. 10, ZONE K, TRACT NO. 28808-F

Luminaire Size and Type	Streetlights		FY 23-24		FY 24-25	
	FY 23-24	FY 24-25	Cost per Streetlight	Total Costs	Budgeted Cost per Streetlight	Budgeted Total Costs
9,500 L HPSV (LS-1)						
22,000 L HPSV (LS-1)						
39 w LED (LS-1)						
22 w LED (LS-2)	3	3	\$51.13	\$153.38	\$52.97	\$158.91
84 w LED (LS-2)	1	1	\$100.83	\$100.83	\$103.11	\$103.11
ENERGY CHARGES				\$254.21		\$262.02
Percentage Change from FY 23-24 to FY 24-25						3.07%

	FY 23-24		FY 24-25	
Operations & Maintenance		\$59.08		\$51.88
ENERGY AND MAINTENANCE COSTS		\$313.29		\$313.90
Streetlight Acquisition Costs		\$303.80		\$303.80
Staff, Legal, Engineer's Cost, and Contingency		\$476.91		\$478.27
TOTAL ESTIMATED COSTS		\$1,094.00		\$1,095.97
Lots		6		6
Units of Benefit (UOB)		6		6
Maximum Allowable Assessment Per UOB		\$121.46	3.20%	\$125.35
Cost per UOB		\$182.33		\$182.66
Operations Reserve Collection / (Contribution) per UOB		(\$60.87)		(\$57.31)
Other Reserve Collection				\$0.00
RIVERSIDE COUNTY ENROLLMENT CHARGES				
Per Zone Converted to Per Lot	\$87.23 per Zone	\$14.54	\$87.23 per Zone	\$14.54
Per Lot	\$0.36 per Lot	\$0.36	\$0.36 per Lot	\$0.36
Actual Assessment per UOB		\$136.36		\$140.25
Total Assessment for Zone		\$818.16		\$841.50

- (1) Budgeted Energy Charges for Fiscal Year 2024-25 have been estimated using the Southern California Edison (SCE) LS-2 Rate Schedule dated March 1, 2024.
- (2) Prior to purchasing the streetlights from SCE, LS-1 Rates, which include both Operations & Maintenance (O&M) and Energy Costs, were used to calculate Total Energy Costs. Since the acquisition in March 2019, the Energy Costs are based on the SCE LS-2 rates and the O&M costs component is a separate charge.
- (3) The Maximum Allowable Assessment Per UOB has been escalated based on the increase in the SCE LS-1 and LS-2 rate schedules from March 1, 2023 to March 1, 2024.
- (4) Riverside County Enrollment Charges are estimated using the Fixed Charge Processing Guide published by the County for the 2023-24 Fiscal Year.
- (5) The Actual Assessment per UOB may appear to exceed the Maximum Allowable Assessment per UOB due to the addition of enrollment fees charged by the County. All enrollment fees collected are disbursed to the County.

TABLE 2-11
COST ESTIMATE
Lighting Maintenance District No. 2001-1
ANNEXATION NO. 11, ZONE L, TRACT NO. 24686

Luminaire Size and Type	Streetlights		FY 23-24		FY 24-25	
	FY 23-24	FY 24-25	Cost per Streetlight	Total Costs	Budgeted Cost per Streetlight	Budgeted Total Costs
9,500 L HPSV (LS-1)						
22,000 L HPSV (LS-1)						
39 w LED (LS-1)						
22 w LED (LS-2)	5	5	\$51.13	\$255.64	\$52.97	\$264.86
84 w LED (LS-2)						
ENERGY CHARGES				\$255.64		\$264.86
Percentage Change from FY 23-24 to FY 24-25						3.61%

	FY 23-24		FY 24-25	
Operations & Maintenance		\$73.85		\$64.85
ENERGY AND MAINTENANCE COSTS		\$329.49		\$329.71
Streetlight Acquisition Costs		\$379.75		\$379.75
Staff, Legal, Engineer's Cost, and Contingency		\$476.91		\$478.27
TOTAL ESTIMATED COSTS		\$1,186.15		\$1,187.73
Lots		20		20
Units of Benefit (UOB)		20		20
Maximum Allowable Assessment Per UOB		\$79.44	3.20%	\$81.98
Cost per UOB		\$59.31		\$59.39
Operations Reserve Collection / (Contribution) per UOB	50.02%	\$8.24	50.00%	\$8.24
Other Reserve Collection				\$14.35
RIVERSIDE COUNTY ENROLLMENT CHARGES				
Per Zone Converted to Per Lot	\$87.23 per Zone	\$4.36	\$87.23 per Zone	\$4.36
Per Lot	\$0.36 per Lot	\$0.36	\$0.36 per Lot	\$0.36
Actual Assessment per UOB		\$72.27		\$86.70
Total Assessment for Zone		\$1,445.40		\$1,734.00

- (1) Budgeted Energy Charges for Fiscal Year 2024-25 have been estimated using the Southern California Edison (SCE) LS-2 Rate Schedule dated March 1, 2024.
- (2) Prior to purchasing the streetlights from SCE, LS-1 Rates, which include both Operations & Maintenance (O&M) and Energy Costs, were used to calculate Total Energy Costs. Since the acquisition in March 2019, the Energy Costs are based on the SCE LS-2 rates and the O&M costs component is a separate charge.
- (3) The Maximum Allowable Assessment Per UOB has been escalated based on the increase in the SCE LS-1 and LS-2 rate schedules from March 1, 2023 to March 1, 2024.
- (4) Riverside County Enrollment Charges are estimated using the Fixed Charge Processing Guide published by the County for the 2023-24 Fiscal Year.
- (5) The Actual Assessment per UOB may appear to exceed the Maximum Allowable Assessment per UOB due to the addition of enrollment fees charged by the County. All enrollment fees collected are disbursed to the County.

TABLE 2-12
COST ESTIMATE
Lighting Maintenance District No. 2001-1
ANNEXATION NO. 12, ZONE M, TRACT NO. 22565

Luminaire Size and Type	Streetlights		FY 23-24		FY 24-25	
	FY 23-24	FY 24-25	Cost per Streetlight	Total Costs	Budgeted Cost per Streetlight	Budgeted Total Costs
9,500 L HPSV (LS-1)						
22,000 L HPSV (LS-1)						
39 w LED (LS-1)						
22 w LED (LS-2)	6	6	\$51.13	\$306.76	\$52.97	\$317.83
84 w LED (LS-2)	2	2	\$100.83	\$201.65	\$103.11	\$206.21
ENERGY CHARGES				\$508.42		\$524.04
Percentage Change from FY 23-24 to FY 24-25						3.07%

	FY 23-24		FY 24-25	
Operations & Maintenance		\$118.16		\$103.76
ENERGY AND MAINTENANCE COSTS		\$626.58		\$627.80
Streetlight Acquisition Costs		\$607.60		\$607.60
Staff, Legal, Engineer's Cost, and Contingency		\$476.91		\$478.27
TOTAL ESTIMATED COSTS		\$1,711.09		\$1,713.67
Lots		33		33
Units of Benefit (UOB)		33		33
Maximum Allowable Assessment Per UOB		\$95.36	3.20%	\$98.41
Cost per UOB		\$51.85		\$51.93
Operations Reserve Collection / (Contribution) per UOB	50.00%	\$9.49	50.00%	\$9.51
Other Reserve Collection				\$36.97
RIVERSIDE COUNTY ENROLLMENT CHARGES				
Per Zone Converted to Per Lot	\$87.23 per Zone	\$2.64	\$87.23 per Zone	\$2.64
Per Lot	\$0.36 per Lot	\$0.36	\$0.36 per Lot	\$0.36
Actual Assessment per UOB		\$64.34		\$101.41
Total Assessment for Zone		\$2,123.22		\$3,346.53

- (1) Budgeted Energy Charges for Fiscal Year 2024-25 have been estimated using the Southern California Edison (SCE) LS-2 Rate Schedule dated March 1, 2024.
- (2) Prior to purchasing the streetlights from SCE, LS-1 Rates, which include both Operations & Maintenance (O&M) and Energy Costs, were used to calculate Total Energy Costs. Since the acquisition in March 2019, the Energy Costs are based on the SCE LS-2 rates and the O&M costs component is a separate charge.
- (3) The Maximum Allowable Assessment Per UOB has been escalated based on the increase in the SCE LS-1 and LS-2 rate schedules from March 1, 2023 to March 1, 2024.
- (4) Riverside County Enrollment Charges are estimated using the Fixed Charge Processing Guide published by the County for the 2023-24 Fiscal Year.
- (5) The Actual Assessment per UOB may appear to exceed the Maximum Allowable Assessment per UOB due to the addition of enrollment fees charged by the County. All enrollment fees collected are disbursed to the County.

TABLE 2-13
COST ESTIMATE
Lighting Maintenance District No. 2001-1
ANNEXATION NO. 13, ZONE N, CUP NO. 3264

Luminaire Size and Type	Streetlights		FY 23-24		FY 24-25	
	FY 23-24	FY 24-25	Cost per Streetlight	Total Costs	Budgeted Cost per Streetlight	Budgeted Total Costs
9,500 L HPSV (LS-1)						
22,000 L HPSV (LS-1)						
39 w LED (LS-1)						
22 w LED (LS-2)						
84 w LED (LS-2)	1	1	\$100.83	\$100.83	\$103.11	\$103.11
ENERGY CHARGES				\$100.83		\$103.11
Percentage Change from FY 23-24 to FY 24-25						2.26%

	FY 23-24		FY 24-25	
Operations & Maintenance		\$14.77		\$12.97
ENERGY AND MAINTENANCE COSTS		\$115.60		\$116.08
Streetlight Acquisition Costs		\$75.95		\$75.95
Staff, Legal, Engineer's Cost, and Contingency		\$476.91		\$478.27
TOTAL ESTIMATED COSTS		\$668.46		\$670.30
Lots		1		1
Units of Benefit (UOB)		1		1
Maximum Allowable Assessment Per UOB		\$408.66	3.20%	\$421.75
Cost per UOB		\$668.46		\$670.30
Operations Reserve Collection / (Contribution) per UOB		(\$259.80)		(\$248.55)
Other Reserve Collection				\$0.00
RIVERSIDE COUNTY ENROLLMENT CHARGES				
Per Zone Converted to Per Lot	\$87.23 per Zone	\$87.23	\$87.23 per Zone	\$87.23
Per Lot	\$0.36 per Lot	\$0.36	\$0.36 per Lot	\$0.36
Actual Assessment per UOB		\$496.25		\$509.34
Total Assessment for Zone		\$496.25		\$509.34

- (1) Budgeted Energy Charges for Fiscal Year 2024-25 have been estimated using the Southern California Edison (SCE) LS-2 Rate Schedule dated March 1, 2024.
- (2) Prior to purchasing the streetlights from SCE, LS-1 Rates, which include both Operations & Maintenance (O&M) and Energy Costs, were used to calculate Total Energy Costs. Since the acquisition in March 2019, the Energy Costs are based on the SCE LS-2 rates and the O&M costs component is a separate charge.
- (3) The Maximum Allowable Assessment Per UOB has been escalated based on the increase in the SCE LS-1 and LS-2 rate schedules from March 1, 2023 to March 1, 2024.
- (4) Riverside County Enrollment Charges are estimated using the Fixed Charge Processing Guide published by the County for the 2023-24 Fiscal Year.
- (5) The Actual Assessment per UOB may appear to exceed the Maximum Allowable Assessment per UOB due to the addition of enrollment fees charged by the County. All enrollment fees collected are disbursed to the County.

TABLE 2-14
COST ESTIMATE
Lighting Maintenance District No. 2001-1
ANNEXATION NO. 14, ZONE O, PLOT PLAN NO. 16686

Luminaire Size and Type	Streetlights		FY 23-24		FY 24-25	
	FY 23-24	FY 24-25	Cost per Streetlight	Total Costs	Budgeted Cost per Streetlight	Budgeted Total Costs
9,500 L HPSV (LS-1)						
22,000 L HPSV (LS-1)						
39 w LED (LS-1)						
22 w LED (LS-2)						
84 w LED (LS-2)	6	6	\$100.83	\$604.96	\$103.11	\$618.64
ENERGY CHARGES				\$604.96		\$618.64
Percentage Change from FY 23-24 to FY 24-25						2.26%

	FY 23-24		FY 24-25	
Operations & Maintenance		\$88.62		\$77.82
ENERGY AND MAINTENANCE COSTS		\$693.58		\$696.46
Streetlight Acquisition Costs		\$455.70		\$455.70
Staff, Legal, Engineer's Cost, and Contingency		\$476.91		\$478.27
TOTAL ESTIMATED COSTS		\$1,626.19		\$1,630.43
Lots		4		4
Units of Benefit (UOB)		4		4
Maximum Allowable Assessment Per UOB		\$611.82	3.20%	\$631.41
Cost per UOB		\$406.55		\$407.61
Operations Reserve Collection / (Contribution) per UOB	50.00%	\$86.70	50.00%	\$87.06
Other Reserve Collection				\$136.74
RIVERSIDE COUNTY ENROLLMENT CHARGES				
Per Zone Converted to Per Lot	\$87.23 per Zone	\$21.81	\$87.23 per Zone	\$21.81
Per Lot	\$0.36 per Lot	\$0.36	\$0.36 per Lot	\$0.36
Actual Assessment per UOB		\$515.42		\$653.58
Total Assessment for Zone		\$2,061.68		\$2,614.32

- (1) Budgeted Energy Charges for Fiscal Year 2024-25 have been estimated using the Southern California Edison (SCE) LS-2 Rate Schedule dated March 1, 2024.
- (2) Prior to purchasing the streetlights from SCE, LS-1 Rates, which include both Operations & Maintenance (O&M) and Energy Costs, were used to calculate Total Energy Costs. Since the acquisition in March 2019, the Energy Costs are based on the SCE LS-2 rates and the O&M costs component is a separate charge.
- (3) The Maximum Allowable Assessment Per UOB has been escalated based on the increase in the SCE LS-1 and LS-2 rate schedules from March 1, 2023 to March 1, 2024.
- (4) Riverside County Enrollment Charges are estimated using the Fixed Charge Processing Guide published by the County for the 2023-24 Fiscal Year.
- (5) The Actual Assessment per UOB may appear to exceed the Maximum Allowable Assessment per UOB due to the addition of enrollment fees charged by the County. All enrollment fees collected are disbursed to the County.

TABLE 2-15
COST ESTIMATE
Lighting Maintenance District No. 2001-1
ANNEXATION NO. 15, ZONE P, PLOT PLAN NO. 16937

Luminaire Size and Type	Streetlights		FY 23-24		FY 24-25	
	FY 23-24	FY 24-25	Cost per Streetlight	Total Costs	Budgeted Cost per Streetlight	Budgeted Total Costs
9,500 L HPSV (LS-1)						
22,000 L HPSV (LS-1)						
39 w LED (LS-1)						
22 w LED (LS-2)						
84 w LED (LS-2)	18	18	\$100.83	\$1,814.89	\$103.11	\$1,855.91
ENERGY CHARGES				\$1,814.89		\$1,855.91
Percentage Change from FY 23-24 to FY 24-25						2.26%

	FY 23-24		FY 24-25	
Operations & Maintenance		\$265.86		\$233.46
ENERGY AND MAINTENANCE COSTS		\$2,080.75		\$2,089.37
Streetlight Acquisition Costs		\$1,367.10		\$1,367.10
Staff, Legal, Engineer's Cost, and Contingency		\$476.91		\$478.27
TOTAL ESTIMATED COSTS		\$3,924.76		\$3,934.74
Lots		6		7
Units of Benefit (UOB)		5		6
Maximum Allowable Assessment Per UOB		\$1,044.85	3.20%	\$1,078.31
Cost per UOB		\$784.95		\$655.79
Operations Reserve Collection / (Contribution) per UOB	36.00%	\$124.85	50.00%	\$174.11
Other Reserve Collection				\$248.41
RIVERSIDE COUNTY ENROLLMENT CHARGES				
Per Zone Converted to Per Lot	\$87.23 per Zone	\$14.54	\$87.23 per Zone	\$12.46
Per Lot	\$0.36 per Lot	\$0.36	\$0.36 per Lot	\$0.36
Actual Assessment per UOB		\$924.70		\$1,091.13
Total Assessment for Zone		\$4,623.50		\$6,546.78

- (1) Budgeted Energy Charges for Fiscal Year 2024-25 have been estimated using the Southern California Edison (SCE) LS-2 Rate Schedule dated March 1, 2024.
- (2) Prior to purchasing the streetlights from SCE, LS-1 Rates, which include both Operations & Maintenance (O&M) and Energy Costs, were used to calculate Total Energy Costs. Since the acquisition in March 2019, the Energy Costs are based on the SCE LS-2 rates and the O&M costs component is a separate charge.
- (3) The Maximum Allowable Assessment Per UOB has been escalated based on the increase in the SCE LS-1 and LS-2 rate schedules from March 1, 2023 to March 1, 2024.
- (4) Riverside County Enrollment Charges are estimated using the Fixed Charge Processing Guide published by the County for the 2023-24 Fiscal Year.
- (5) The Actual Assessment per UOB may appear to exceed the Maximum Allowable Assessment per UOB due to the addition of enrollment fees charged by the County. All enrollment fees collected are disbursed to the County.

TABLE 2-16
COST ESTIMATE
Lighting Maintenance District No. 2001-1
ANEXATION NO. 16, ZONE Q, TRACT NO. 30288

	Streetlights		FY 23-24		FY 24-25	
Luminaire Size and Type	FY 23-24	FY 24-25	Cost per Streetlight	Total Costs	Budgeted Cost per Streetlight	Budgeted Total Costs
9,500 L HPSV (LS-1)						
22,000 L HPSV (LS-1)						
39 w LED (LS-1)						
22 w LED (LS-2)						
84 w LED (LS-2)	4	4	\$100.83	\$403.31	\$103.11	\$412.42
ENERGY CHARGES				\$403.31		\$412.42
Percentage Change from FY 23-24 to FY 24-25						2.26%

	FY 23-24		FY 24-25	
Operations & Maintenance		\$59.08		\$51.88
ENERGY AND MAINTENANCE COSTS		\$462.39		\$464.30
Streetlight Acquisition Costs		\$303.80		\$303.80
Staff, Legal, Engineer's Cost, and Contingency		\$476.91		\$478.27
TOTAL ESTIMATED COSTS		\$1,243.10		\$1,246.37
Lots		80		80
Units of Benefit (UOB)		80		80
Maximum Allowable Assessment Per UOB		\$31.96	3.20%	\$32.98
Cost per UOB		\$15.54		\$15.58
Operations Reserve Collection / (Contribution) per UOB	30.00%	\$1.73	10.00%	\$0.58
Other Reserve Collection				\$0.00
RIVERSIDE COUNTY ENROLLMENT CHARGES				
Per Zone Converted to Per Lot	\$87.23 per Zone	\$1.09	\$87.23 per Zone	\$1.09
Per Lot	\$0.36 per Lot	\$0.36	\$0.36 per Lot	\$0.36
Actual Assessment per UOB		\$18.72		\$17.61
Total Assessment for Zone		\$1,497.60		\$1,408.80

- (1) Budgeted Energy Charges for Fiscal Year 2024-25 have been estimated using the Southern California Edison (SCE) LS-2 Rate Schedule dated March 1, 2024.
- (2) Prior to purchasing the streetlights from SCE, LS-1 Rates, which include both Operations & Maintenance (O&M) and Energy Costs, were used to calculate Total Energy Costs. Since the acquisition in March 2019, the Energy Costs are based on the SCE LS-2 rates and the O&M costs component is a separate charge.
- (3) The Maximum Allowable Assessment Per UOB has been escalated based on the increase in the SCE LS-1 and LS-2 rate schedules from March 1, 2023 to March 1, 2024.
- (4) Riverside County Enrollment Charges are estimated using the Fixed Charge Processing Guide published by the County for the 2023-24 Fiscal Year.
- (5) The Actual Assessment per UOB may appear to exceed the Maximum Allowable Assessment per UOB due to the addition of enrollment fees charged by the County. All enrollment fees collected are disbursed to the County.

TABLE 2-17
COST ESTIMATE
Lighting Maintenance District No. 2001-1
ANNEXATION 17, ZONE R, TRACT NO. 31301

	Streetlights		FY 23-24		FY 24-25	
Luminaire Size and Type	FY 23-24	FY 24-25	Cost per Streetlight	Total Costs	Budgeted Cost per Streetlight	Budgeted Total Costs
9,500 L HPSV (LS-1)						
22,000 L HPSV (LS-1)						
39 w LED (LS-1)						
22 w LED (LS-2)	14	14	\$51.13	\$715.78	\$52.97	\$741.60
84 w LED (LS-2)						
ENERGY CHARGES				\$715.78		\$741.60
Percentage Change from FY 23-24 to FY 24-25						3.61%

	FY 23-24		FY 24-25	
Operations & Maintenance		\$206.78		\$181.58
ENERGY AND MAINTENANCE COSTS		\$922.56		\$923.18
Streetlight Acquisition Costs		\$1,063.30		\$1,063.30
Staff, Legal, Engineer's Cost, and Contingency		\$476.91		\$478.27
TOTAL ESTIMATED COSTS		\$2,462.77		\$2,464.75
Lots		31		31
Units of Benefit (UOB)		31		31
Maximum Allowable Assessment Per UOB		\$154.25	3.20%	\$159.19
Cost per UOB		\$79.44		\$79.51
Operations Reserve Collection / (Contribution) per UOB	30.00%	\$8.93	10.00%	\$2.98
Other Reserve Collection				\$0.00
RIVERSIDE COUNTY ENROLLMENT CHARGES				
Per Zone Converted to Per Lot	\$87.23 per Zone	\$2.81	\$87.23 per Zone	\$2.81
Per Lot	\$0.36 per Lot	\$0.36	\$0.36 per Lot	\$0.36
Actual Assessment per UOB		\$91.54		\$85.66
Total Assessment for Zone		\$2,837.74		\$2,655.46

- (1) Budgeted Energy Charges for Fiscal Year 2024-25 have been estimated using the Southern California Edison (SCE) LS-2 Rate Schedule dated March 1, 2024.
- (2) Prior to purchasing the streetlights from SCE, LS-1 Rates, which include both Operations & Maintenance (O&M) and Energy Costs, were used to calculate Total Energy Costs. Since the acquisition in March 2019, the Energy Costs are based on the SCE LS-2 rates and the O&M costs component is a separate charge.
- (3) The Maximum Allowable Assessment Per UOB has been escalated based on the increase in the SCE LS-1 and LS-2 rate schedules from March 1, 2023 to March 1, 2024.
- (4) Riverside County Enrollment Charges are estimated using the Fixed Charge Processing Guide published by the County for the 2023-24 Fiscal Year.
- (5) The Actual Assessment per UOB may appear to exceed the Maximum Allowable Assessment per UOB due to the addition of enrollment fees charged by the County. All enrollment fees collected are disbursed to the County.

TABLE 2-18
COST ESTIMATE
Lighting Maintenance District No. 2001-1
ANNEXATION NO. 19, ZONE T, TRACT NO. 28698

Luminaire Size and Type	Streetlights		FY 23-24		FY 24-25	
	FY 23-24	FY 24-25	Cost per Streetlight	Total Costs	Budgeted Cost per Streetlight	Budgeted Total Costs
9,500 L HPSV (LS-1)						
22,000 L HPSV (LS-1)						
39 w LED (LS-1)	1	1	\$165.37	\$165.37	\$171.52	\$171.52
22 w LED (LS-2)	9	9	\$51.13	\$460.15	\$52.97	\$476.74
84 w LED (LS-2)						
ENERGY CHARGES				\$625.52		\$648.26
Percentage Change from FY 23-24 to FY 24-25						3.64%

	FY 23-24		FY 24-25	
Operations & Maintenance		\$132.93		\$116.73
ENERGY AND MAINTENANCE COSTS		\$758.45		\$764.99
Streetlight Acquisition Costs		\$759.50		\$759.50
Staff, Legal, Engineer's Cost, and Contingency		\$476.91		\$478.27
TOTAL ESTIMATED COSTS		\$1,994.86		\$2,002.76
Lots		18		18
Units of Benefit (UOB)		18		18
Maximum Allowable Assessment Per UOB		\$156.52	3.20%	\$161.53
Cost per UOB		\$110.83		\$111.26
Operations Reserve Collection / (Contribution) per UOB	30.00%	\$12.64	50.00%	\$21.25
Other Reserve Collection				\$29.02
RIVERSIDE COUNTY ENROLLMENT CHARGES				
Per Zone Converted to Per Lot	\$87.23 per Zone	\$4.85	\$87.23 per Zone	\$4.85
Per Lot	\$0.36 per Lot	\$0.36	\$0.36 per Lot	\$0.36
Actual Assessment per UOB		\$128.68		\$166.74
Total Assessment for Zone		\$2,316.24		\$3,001.32

- (1) Budgeted Energy Charges for Fiscal Year 2024-25 have been estimated using the Southern California Edison (SCE) LS-2 Rate Schedule dated March 1, 2024.
- (2) Prior to purchasing the streetlights from SCE, LS-1 Rates, which include both Operations & Maintenance (O&M) and Energy Costs, were used to calculate Total Energy Costs. Since the acquisition in March 2019, the Energy Costs are based on the SCE LS-2 rates and the O&M costs component is a separate charge.
- (3) The Maximum Allowable Assessment Per UOB has been escalated based on the increase in the SCE LS-1 and LS-2 rate schedules from March 1, 2023 to March 1, 2024.
- (4) Riverside County Enrollment Charges are estimated using the Fixed Charge Processing Guide published by the County for the 2023-24 Fiscal Year.
- (5) The Actual Assessment per UOB may appear to exceed the Maximum Allowable Assessment per UOB due to the addition of enrollment fees charged by the County. All enrollment fees collected are disbursed to the County.

TABLE 2-19
COST ESTIMATE
Lighting Maintenance District No. 2001-1
ANNEXATION NO. 20, ZONE U, PARCEL MAP NO. 31081

	Streetlights		FY 23-24		FY 24-25	
Luminaire Size and Type	FY 23-24	FY 24-25	Cost per Streetlight	Total Costs	Budgeted Cost per Streetlight	Budgeted Total Costs
9,500 L HPSV (LS-1)						
22,000 L HPSV (LS-1)						
39 w LED (LS-1)						
22 w LED (LS-2)						
84 w LED (LS-2)	8	8	\$100.83	\$806.62	\$103.11	\$824.85
ENERGY CHARGES				\$806.62		\$824.85
Percentage Change from FY 23-24 to FY 24-25						2.26%

	FY 23-24		FY 24-25	
Operations & Maintenance		\$118.16		\$103.76
ENERGY AND MAINTENANCE COSTS		\$924.78		\$928.61
Streetlight Acquisition Costs		\$607.60		\$607.60
Staff, Legal, Engineer's Cost, and Contingency		\$476.91		\$478.27
TOTAL ESTIMATED COSTS		\$2,009.29		\$2,014.48
Lots		8		8
Units of Benefit (UOB)		8		8
Maximum Allowable Assessment Per UOB		\$347.40	3.20%	\$358.53
Cost per UOB		\$251.16		\$251.81
Operations Reserve Collection / (Contribution) per UOB	30.00%	\$34.68	10.00%	\$11.61
Other Reserve Collection				\$0.00
RIVERSIDE COUNTY ENROLLMENT CHARGES				
Per Zone Converted to Per Lot	\$87.23 per Zone	\$10.90	\$87.23 per Zone	\$10.90
Per Lot	\$0.36 per Lot	\$0.36	\$0.36 per Lot	\$0.36
Actual Assessment per UOB		\$297.10		\$274.68
Total Assessment for Zone		\$2,376.80		\$2,197.44

- (1) Budgeted Energy Charges for Fiscal Year 2024-25 have been estimated using the Southern California Edison (SCE) LS-2 Rate Schedule dated March 1, 2024.
- (2) Prior to purchasing the streetlights from SCE, LS-1 Rates, which include both Operations & Maintenance (O&M) and Energy Costs, were used to calculate Total Energy Costs. Since the acquisition in March 2019, the Energy Costs are based on the SCE LS-2 rates and the O&M costs component is a separate charge.
- (3) The Maximum Allowable Assessment Per UOB has been escalated based on the increase in the SCE LS-1 and LS-2 rate schedules from March 1, 2023 to March 1, 2024.
- (4) Riverside County Enrollment Charges are estimated using the Fixed Charge Processing Guide published by the County for the 2023-24 Fiscal Year.
- (5) The Actual Assessment per UOB may appear to exceed the Maximum Allowable Assessment per UOB due to the addition of enrollment fees charged by the County. All enrollment fees collected are disbursed to the County.

TABLE 2-20
COST ESTIMATE
Lighting Maintenance District No. 2001-1
ANNEXATION NO. 23, ZONE X, TRACT NO. 31875

Luminaire Size and Type	Streetlights		FY 23-24		FY 24-25	
	FY 23-24	FY 24-25	Cost per Streetlight	Total Costs	Budgeted Cost per Streetlight	Budgeted Total Costs
9,500 L HPSV (LS-1)						
22,000 L HPSV (LS-1)						
39 w LED (LS-1)						
22 w LED (LS-2)	5	5	\$51.13	\$255.64	\$52.97	\$264.86
84 w LED (LS-2)						
ENERGY CHARGES				\$255.64		\$264.86
Percentage Change from FY 23-24 to FY 24-25						3.61%

	FY 23-24		FY 24-25	
Operations & Maintenance		\$73.85		\$64.85
ENERGY AND MAINTENANCE COSTS		\$329.49		\$329.71
Streetlight Acquisition Costs		\$379.75		\$379.75
Staff, Legal, Engineer's Cost, and Contingency		\$476.91		\$478.27
TOTAL ESTIMATED COSTS		\$1,186.15		\$1,187.73
Lots		14		14
Units of Benefit (UOB)		14		14
Maximum Allowable Assessment Per UOB		\$134.50	3.20%	\$138.81
Cost per UOB		\$84.72		\$84.84
Operations Reserve Collection / (Contribution) per UOB	50.00%	\$11.77	50.00%	\$11.78
Other Reserve Collection				\$42.19
RIVERSIDE COUNTY ENROLLMENT CHARGES				
Per Zone Converted to Per Lot	\$87.23 per Zone	\$6.23	\$87.23 per Zone	\$6.23
Per Lot	\$0.36 per Lot	\$0.36	\$0.36 per Lot	\$0.36
Actual Assessment per UOB		\$103.08		\$145.40
Total Assessment for Zone		\$1,443.12		\$2,035.60

- (1) Budgeted Energy Charges for Fiscal Year 2024-25 have been estimated using the Southern California Edison (SCE) LS-2 Rate Schedule dated March 1, 2024.
- (2) Prior to purchasing the streetlights from SCE, LS-1 Rates, which include both Operations & Maintenance (O&M) and Energy Costs, were used to calculate Total Energy Costs. Since the acquisition in March 2019, the Energy Costs are based on the SCE LS-2 rates and the O&M costs component is a separate charge.
- (3) The Maximum Allowable Assessment Per UOB has been escalated based on the increase in the SCE LS-1 and LS-2 rate schedules from March 1, 2023 to March 1, 2024.
- (4) Riverside County Enrollment Charges are estimated using the Fixed Charge Processing Guide published by the County for the 2023-24 Fiscal Year.
- (5) The Actual Assessment per UOB may appear to exceed the Maximum Allowable Assessment per UOB due to the addition of enrollment fees charged by the County. All enrollment fees collected are disbursed to the County.

TABLE 2-21
COST ESTIMATE
Lighting Maintenance District No. 2001-1
ANNEXATION NO. 24, ZONE Y, TRACT NO. 31635

	Streetlights		FY 23-24		FY 24-25	
Luminaire Size and Type	FY 23-24	FY 24-25	Cost per Streetlight	Total Costs	Budgeted Cost per Streetlight	Budgeted Total Costs
9,500 L HPSV (LS-1)						
22,000 L HPSV (LS-1)						
39 w LED (LS-1)						
22 w LED (LS-2)	5	5	\$51.13	\$255.64	\$52.97	\$264.86
84 w LED (LS-2)						
ENERGY CHARGES				\$255.64		\$264.86
Percentage Change from FY 23-24 to FY 24-25						3.61%

	FY 23-24		FY 24-25	
Operations & Maintenance		\$73.85		\$64.85
ENERGY AND MAINTENANCE COSTS		\$329.49		\$329.71
Streetlight Acquisition Costs		\$379.75		\$379.75
Staff, Legal, Engineer's Cost, and Contingency		\$476.91		\$478.27
TOTAL ESTIMATED COSTS		\$1,186.15		\$1,187.73
Lots		30		30
Units of Benefit (UOB)		30		30
Maximum Allowable Assessment Per UOB		\$120.94	3.20%	\$124.81
Cost per UOB		\$39.54		\$39.59
Operations Reserve Collection / (Contribution) per UOB	30.00%	\$3.29	10.00%	\$1.10
Other Reserve Collection				\$0.00
RIVERSIDE COUNTY ENROLLMENT CHARGES				
Per Zone Converted to Per Lot	\$87.23 per Zone	\$2.91	\$87.23 per Zone	\$2.91
Per Lot	\$0.36 per Lot	\$0.36	\$0.36 per Lot	\$0.36
Actual Assessment per UOB		\$46.10		\$43.96
Total Assessment for Zone		\$1,383.00		\$1,318.80

- (1) Budgeted Energy Charges for Fiscal Year 2024-25 have been estimated using the Southern California Edison (SCE) LS-2 Rate Schedule dated March 1, 2024.
- (2) Prior to purchasing the streetlights from SCE, LS-1 Rates, which include both Operations & Maintenance (O&M) and Energy Costs, were used to calculate Total Energy Costs. Since the acquisition in March 2019, the Energy Costs are based on the SCE LS-2 rates and the O&M costs component is a separate charge.
- (3) The Maximum Allowable Assessment Per UOB has been escalated based on the increase in the SCE LS-1 and LS-2 rate schedules from March 1, 2023 to March 1, 2024.
- (4) Riverside County Enrollment Charges are estimated using the Fixed Charge Processing Guide published by the County for the 2023-24 Fiscal Year.
- (5) The Actual Assessment per UOB may appear to exceed the Maximum Allowable Assessment per UOB due to the addition of enrollment fees charged by the County. All enrollment fees collected are disbursed to the County.

TABLE 2-22
COST ESTIMATE
Lighting Maintenance District No. 2001-1
ANNEXATION NO. 25, ZONE Z, HASTINGS BLVD. AND KENNETH ST.

Luminaire Size and Type	Streetlights		FY 23-24		FY 24-25	
	FY 23-24	FY 24-25	Cost per Streetlight	Total Costs	Budgeted Cost per Streetlight	Budgeted Total Costs
9,500 L HPSV (LS-1)						
22,000 L HPSV (LS-1)						
39 w LED (LS-1)	39	39	\$165.37	\$6,449.52	\$171.52	\$6,689.41
22 w LED (LS-2)						
84 w LED (LS-2)						
ENERGY CHARGES				\$6,449.52		\$6,689.41
Percentage Change from FY 23-24 to FY 24-25						3.72%

	FY 23-24		FY 24-25	
Operations & Maintenance		\$0.00		\$0.00
ENERGY AND MAINTENANCE COSTS		\$6,449.52		\$6,689.41
Streetlight Acquisition Costs		\$2,962.05		\$2,962.05
Staff, Legal, Engineer's Cost, and Contingency		\$476.91		\$478.27
TOTAL ESTIMATED COSTS		\$9,888.48		\$10,129.73
Lots		161		161
Units of Benefit (UOB)		161		161
Maximum Allowable Assessment Per UOB		\$78.96	3.20%	\$81.49
Cost per UOB		\$61.42		\$62.92
Operations Reserve Collection / (Contribution) per UOB	30.01%	\$12.02	10.00%	\$4.15
Other Reserve Collection				\$0.00
RIVERSIDE COUNTY ENROLLMENT CHARGES				
Per Zone Converted to Per Lot	\$87.23 per Zone	\$0.54	\$87.23 per Zone	\$0.54
Per Lot	\$0.36 per Lot	\$0.36	\$0.36 per Lot	\$0.36
Actual Assessment per UOB		\$74.34		\$67.97
Total Assessment for Zone		\$11,968.74		\$10,943.17

- (1) Budgeted Energy Charges for Fiscal Year 2024-25 have been estimated using the Southern California Edison (SCE) LS-2 Rate Schedule dated March 1, 2024.
- (2) Prior to purchasing the streetlights from SCE, LS-1 Rates, which include both Operations & Maintenance (O&M) and Energy Costs, were used to calculate Total Energy Costs. Since the acquisition in March 2019, the Energy Costs are based on the SCE LS-2 rates and the O&M costs component is a separate charge.
- (3) The Maximum Allowable Assessment Per UOB has been escalated based on the increase in the SCE LS-1 and LS-2 rate schedules from March 1, 2023 to March 1, 2024.
- (4) Riverside County Enrollment Charges are estimated using the Fixed Charge Processing Guide published by the County for the 2023-24 Fiscal Year.
- (5) The Actual Assessment per UOB may appear to exceed the Maximum Allowable Assessment per UOB due to the addition of enrollment fees charged by the County. All enrollment fees collected are disbursed to the County.

TABLE 2-23
COST ESTIMATE
Lighting Maintenance District No. 2001-1
ANNEXATION NO. 28, ZONE CC, TRACT NO. 28851

	Streetlights		FY 23-24		FY 24-25	
Luminaire Size and Type	FY 23-24	FY 24-25	Cost per Streetlight	Total Costs	Budgeted Cost per Streetlight	Budgeted Total Costs
9,500 L HPSV (LS-1)						
22,000 L HPSV (LS-1)						
39 w LED (LS-1)						
22 w LED (LS-2)	2	2	\$51.13	\$102.25	\$52.97	\$105.94
84 w LED (LS-2)						
ENERGY CHARGES				\$102.25		\$105.94
Percentage Change from FY 23-24 to FY 24-25						3.61%

	FY 23-24		FY 24-25	
Operations & Maintenance		\$29.54		\$25.94
ENERGY AND MAINTENANCE COSTS		\$131.79		\$131.88
Streetlight Acquisition Costs		\$151.90		\$151.90
Staff, Legal, Engineer's Cost, and Contingency		\$476.91		\$478.27
TOTAL ESTIMATED COSTS		\$760.60		\$762.05
Lots		192		192
Units of Benefit (UOB)		192		192
Maximum Allowable Assessment Per UOB		\$5.59	3.20%	\$5.77
Cost per UOB		\$3.96		\$3.97
Operations Reserve Collection / (Contribution) per UOB	50.00%	\$0.34	49.00%	\$0.34
Other Reserve Collection				\$1.46
RIVERSIDE COUNTY ENROLLMENT CHARGES				
Per Zone Converted to Per Lot	\$87.23 per Zone	\$0.45	\$87.23 per Zone	\$0.45
Per Lot	\$0.36 per Lot	\$0.36	\$0.36 per Lot	\$0.36
Actual Assessment per UOB		\$5.11		\$6.58
Total Assessment for Zone		\$981.12		\$1,263.36

- (1) Budgeted Energy Charges for Fiscal Year 2024-25 have been estimated using the Southern California Edison (SCE) LS-2 Rate Schedule dated March 1, 2024.
- (2) Prior to purchasing the streetlights from SCE, LS-1 Rates, which include both Operations & Maintenance (O&M) and Energy Costs, were used to calculate Total Energy Costs. Since the acquisition in March 2019, the Energy Costs are based on the SCE LS-2 rates and the O&M costs component is a separate charge.
- (3) The Maximum Allowable Assessment Per UOB has been escalated based on the increase in the SCE LS-1 and LS-2 rate schedules from March 1, 2023 to March 1, 2024.
- (4) Riverside County Enrollment Charges are estimated using the Fixed Charge Processing Guide published by the County for the 2023-24 Fiscal Year.
- (5) The Actual Assessment per UOB may appear to exceed the Maximum Allowable Assessment per UOB due to the addition of enrollment fees charged by the County. All enrollment fees collected are disbursed to the County.

TABLE 2-24
COST ESTIMATE
Lighting Maintenance District No. 2001-1
ANNEXATION NO. 30, ZONE EE, PLOT PLAN 14420R1

Luminaire Size and Type	Streetlights		FY 23-24		FY 24-25	
	FY 23-24	FY 24-25	Cost per Streetlight	Total Costs	Budgeted Cost per Streetlight	Budgeted Total Costs
9,500 L HPSV (LS-1)						
22,000 L HPSV (LS-1)						
39 w LED (LS-1)						
22 w LED (LS-2)						
84 w LED (LS-2)	3	3	\$100.83	\$302.48	\$103.11	\$309.32
ENERGY CHARGES				\$302.48		\$309.32
Percentage Change from FY 23-24 to FY 24-25						2.26%

	FY 23-24		FY 24-25	
Operations & Maintenance		\$44.31		\$38.91
ENERGY AND MAINTENANCE COSTS		\$346.79		\$348.23
Streetlight Acquisition Costs		\$227.85		\$227.85
Staff, Legal, Engineer's Cost, and Contingency		\$476.91		\$478.27
TOTAL ESTIMATED COSTS		\$1,051.55		\$1,054.35
Lots		1		1
Units of Benefit (UOB)		1		1
Maximum Allowable Assessment Per UOB		\$814.98	3.20%	\$841.08
Cost per UOB		\$1,051.55		\$1,054.35
Operations Reserve Collection / (Contribution) per UOB		(\$236.57)		(\$213.27)
Other Reserve Collection				\$0.00
RIVERSIDE COUNTY ENROLLMENT CHARGES				
Per Zone Converted to Per Lot	\$87.23 per Zone	\$87.23	\$87.23 per Zone	\$87.23
Per Lot	\$0.36 per Lot	\$0.36	\$0.36 per Lot	\$0.36
Actual Assessment per UOB		\$902.57		\$928.67
Total Assessment for Zone		\$902.57		\$928.67

- (1) Budgeted Energy Charges for Fiscal Year 2024-25 have been estimated using the Southern California Edison (SCE) LS-2 Rate Schedule dated March 1, 2024.
- (2) Prior to purchasing the streetlights from SCE, LS-1 Rates, which include both Operations & Maintenance (O&M) and Energy Costs, were used to calculate Total Energy Costs. Since the acquisition in March 2019, the Energy Costs are based on the SCE LS-2 rates and the O&M costs component is a separate charge.
- (3) The Maximum Allowable Assessment Per UOB has been escalated based on the increase in the SCE LS-1 and LS-2 rate schedules from March 1, 2023 to March 1, 2024.
- (4) Riverside County Enrollment Charges are estimated using the Fixed Charge Processing Guide published by the County for the 2023-24 Fiscal Year.
- (5) The Actual Assessment per UOB may appear to exceed the Maximum Allowable Assessment per UOB due to the addition of enrollment fees charged by the County. All enrollment fees collected are disbursed to the County.

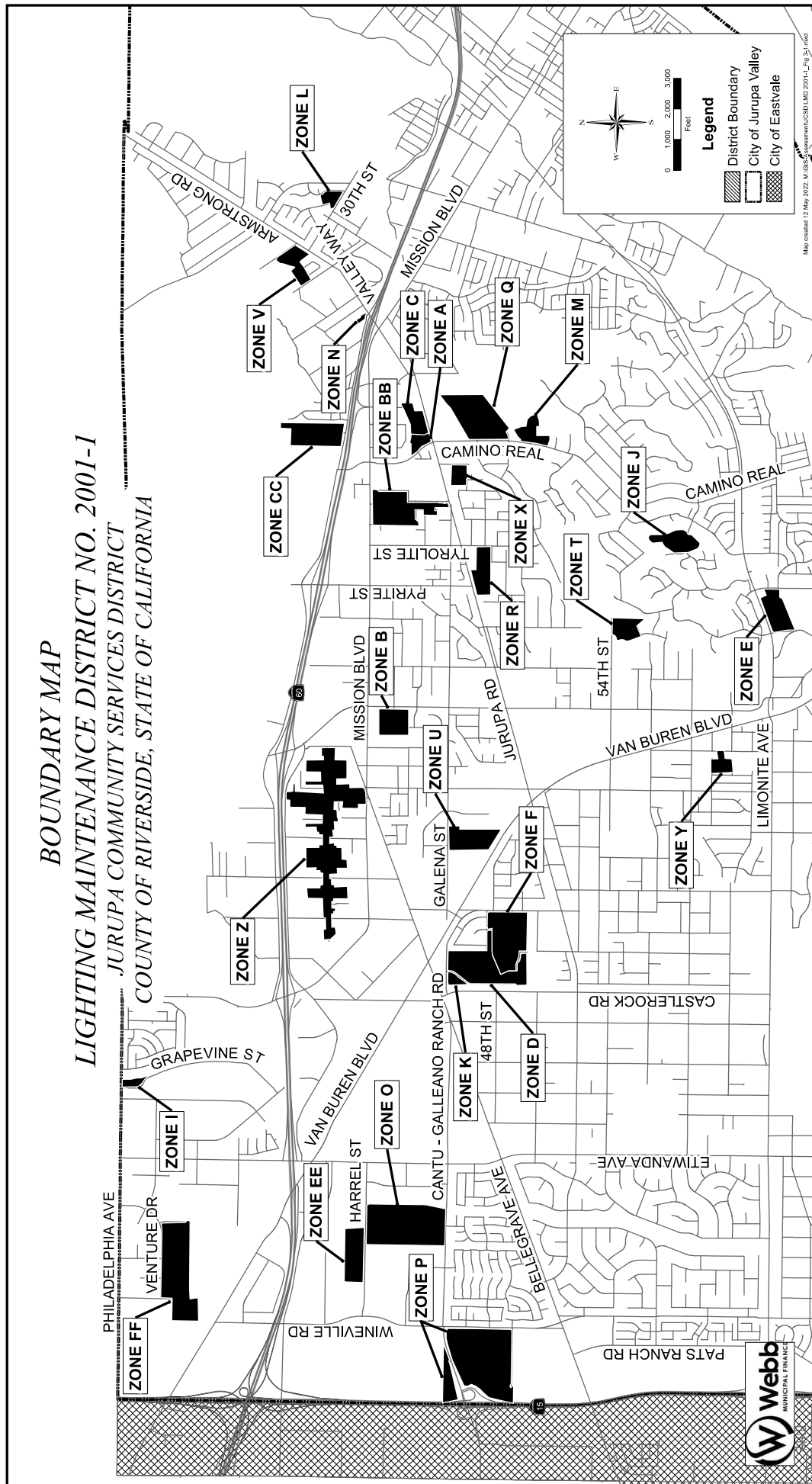
TABLE 2-25
COST ESTIMATE
Lighting Maintenance District No. 2001-1
ANNEXATION NO. 31, ZONE FF, PLOT PLAN 16216S1

Luminaire Size and Type	Streetlights		FY 23-24		FY 24-25	
	FY 23-24	FY 24-25	Cost per Streetlight	Total Costs	Budgeted Cost per Streetlight	Budgeted Total Costs
9,500 L HPSV (LS-1)						
22,000 L HPSV (LS-1)						
39 w LED (LS-1)						
22 w LED (LS-2)						
84 w LED (LS-2)	5	5	\$100.83	\$504.14	\$103.11	\$515.53
ENERGY CHARGES				\$504.14		\$515.53
Percentage Change from FY 23-24 to FY 24-25						2.26%

	FY 23-24		FY 24-25	
Operations & Maintenance		\$73.85		\$64.85
ENERGY AND MAINTENANCE COSTS		\$577.99		\$580.38
Streetlight Acquisition Costs		\$379.75		\$379.75
Staff, Legal, Engineer's Cost, and Contingency		\$476.91		\$478.27
TOTAL ESTIMATED COSTS		\$1,434.65		\$1,438.40
Lots		1		1
Units of Benefit (UOB)		1		1
Maximum Allowable Assessment Per UOB		\$1,235.51	3.20%	\$1,275.08
Cost per UOB		\$1,434.65		\$1,438.40
Operations Reserve Collection / (Contribution) per UOB		(\$199.14)		(\$163.32)
Other Reserve Collection				\$0.00
RIVERSIDE COUNTY ENROLLMENT CHARGES				
Per Zone Converted to Per Lot	\$87.23 per Zone	\$87.23	\$87.23 per Zone	\$87.23
Per Lot	\$0.36 per Lot	\$0.36	\$0.36 per Lot	\$0.36
Actual Assessment per UOB		\$1,323.10		\$1,362.67
Total Assessment for Zone		\$1,323.10		\$1,362.67

- (1) Budgeted Energy Charges for Fiscal Year 2024-25 have been estimated using the Southern California Edison (SCE) LS-2 Rate Schedule dated March 1, 2024.
- (2) Prior to purchasing the streetlights from SCE, LS-1 Rates, which include both Operations & Maintenance (O&M) and Energy Costs, were used to calculate Total Energy Costs. Since the acquisition in March 2019, the Energy Costs are based on the SCE LS-2 rates and the O&M costs component is a separate charge.
- (3) The Maximum Allowable Assessment Per UOB has been escalated based on the increase in the SCE LS-1 and LS-2 rate schedules from March 1, 2023 to March 1, 2024.
- (4) Riverside County Enrollment Charges are estimated using the Fixed Charge Processing Guide published by the County for the 2023-24 Fiscal Year.
- (5) The Actual Assessment per UOB may appear to exceed the Maximum Allowable Assessment per UOB due to the addition of enrollment fees charged by the County. All enrollment fees collected are disbursed to the County.

3. Assessment Diagrams



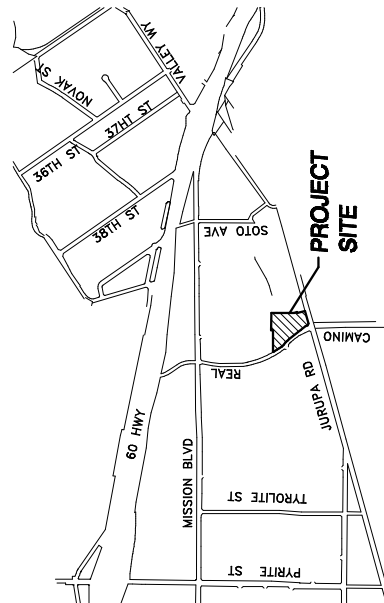
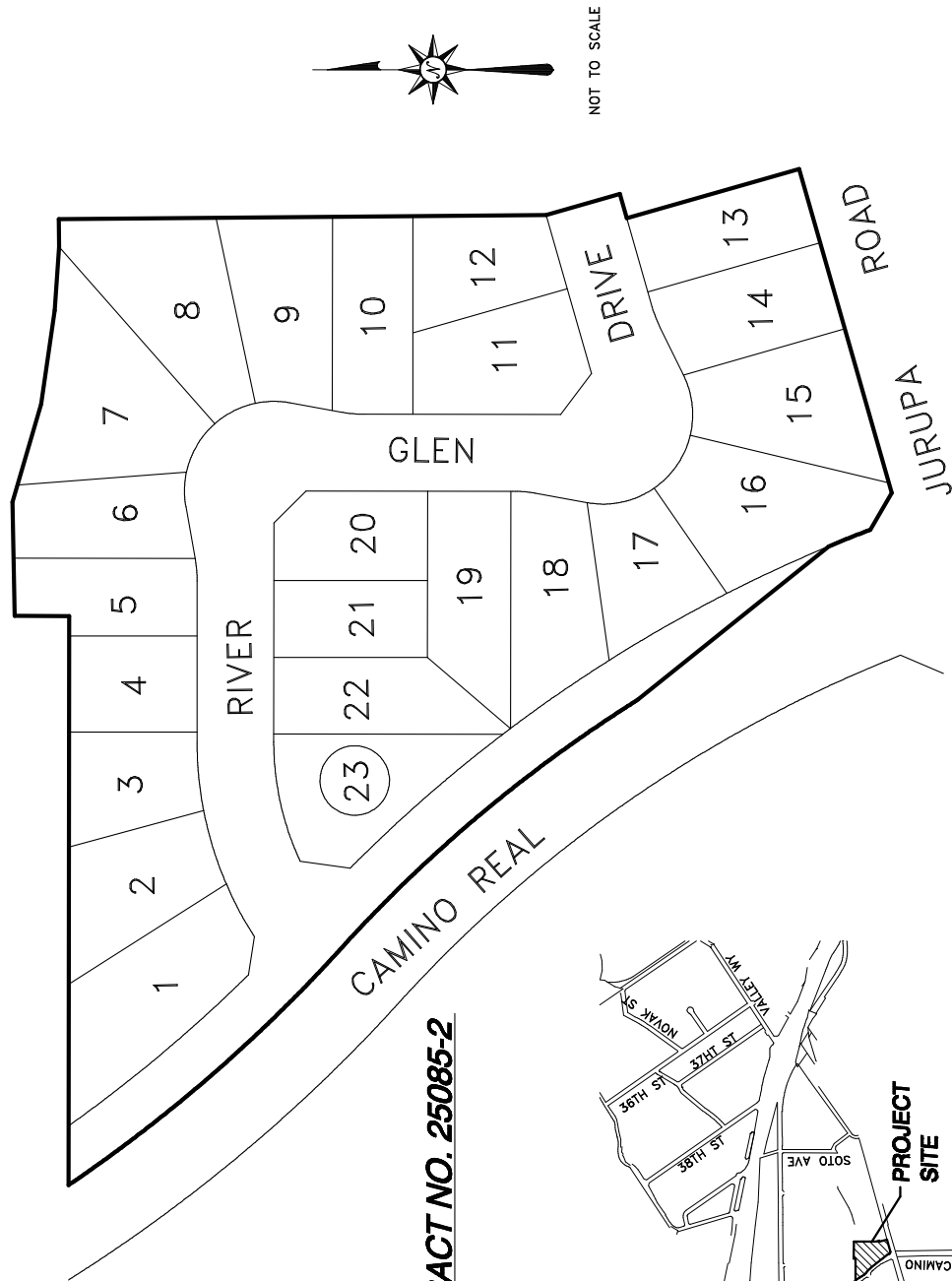
**ORIGINAL AREA, ZONE A, TRACT NO. 25085-2
LIGHTING MAINTENANCE DISTRICT NO. 2001 - 1**
JURUPA COMMUNITY SERVICES DISTRICT
COUNTY OF RIVERSIDE, STATE OF CALIFORNIA

THIS ASSESSMENT DIAGRAM CORRECTLY SHOWS EACH SEPARATE LOT OR PARCEL OF LAND INCLUDED WITHIN THE BOUNDARIES OF THE ASSESSMENT DISTRICT. FOR DETAILS CONCERNING THE LINES AND DIMENSIONS OF LOTS OR PARCELS REFER TO THE COUNTY ASSESSOR'S MAPS.

LEGEND

50 LOT NUMBER
— BOUNDARY

TRACT NO. 25085-2



VICINITY MAP
NOT TO SCALE

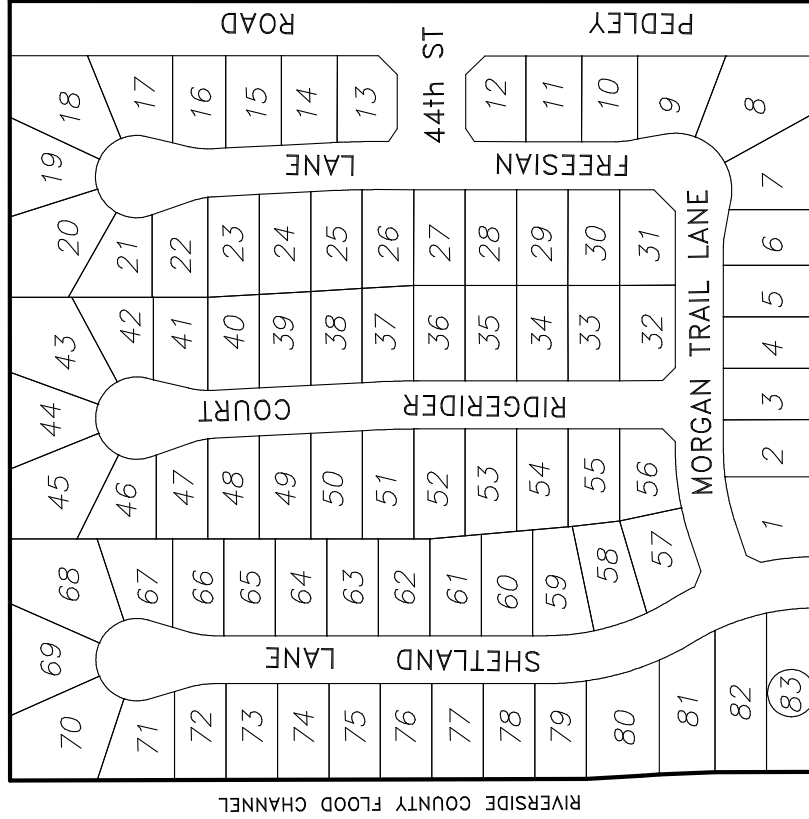
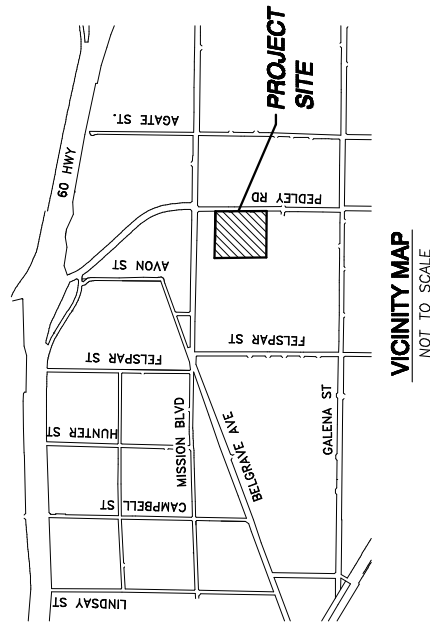
ALBERT A.
WEBB
ASSOCIATES
ENGINEERING CONSULTANTS

**ANNEXATION NO. 1, ZONE B, TRACT NO. 29490
LIGHTING MAINTENANCE DISTRICT NO. 2001 - 1
JURUPA COMMUNITY SERVICES DISTRICT
COUNTY OF RIVERSIDE, STATE OF CALIFORNIA**

THIS ASSESSMENT DIAGRAM CORRECTLY SHOWS EACH SEPARATE LOT OR PARCEL OF LAND INCLUDED WITHIN THE BOUNDARIES OF THE ASSESSMENT DISTRICT. FOR DETAILS CONCERNING THE LINES AND DIMENSIONS OF LOTS OR PARCELS REFER TO THE COUNTY ASSESSOR'S MAPS.

LEGEND

50 LOT NUMBER
— BOUNDARY



NOT TO SCALE

TRACT NO. 29490

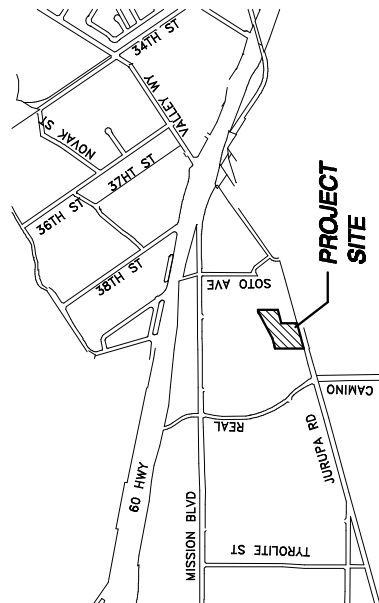
**ANNEXATION NO. 2, ZONE C, TRACT NO. 25674,
LIGHTING MAINTENANCE DISTRICT NO. 2001 - 1
JURUPA COMMUNITY SERVICES DISTRICT
COUNTY OF RIVERSIDE, STATE OF CALIFORNIA**

TRACT NO. 25674

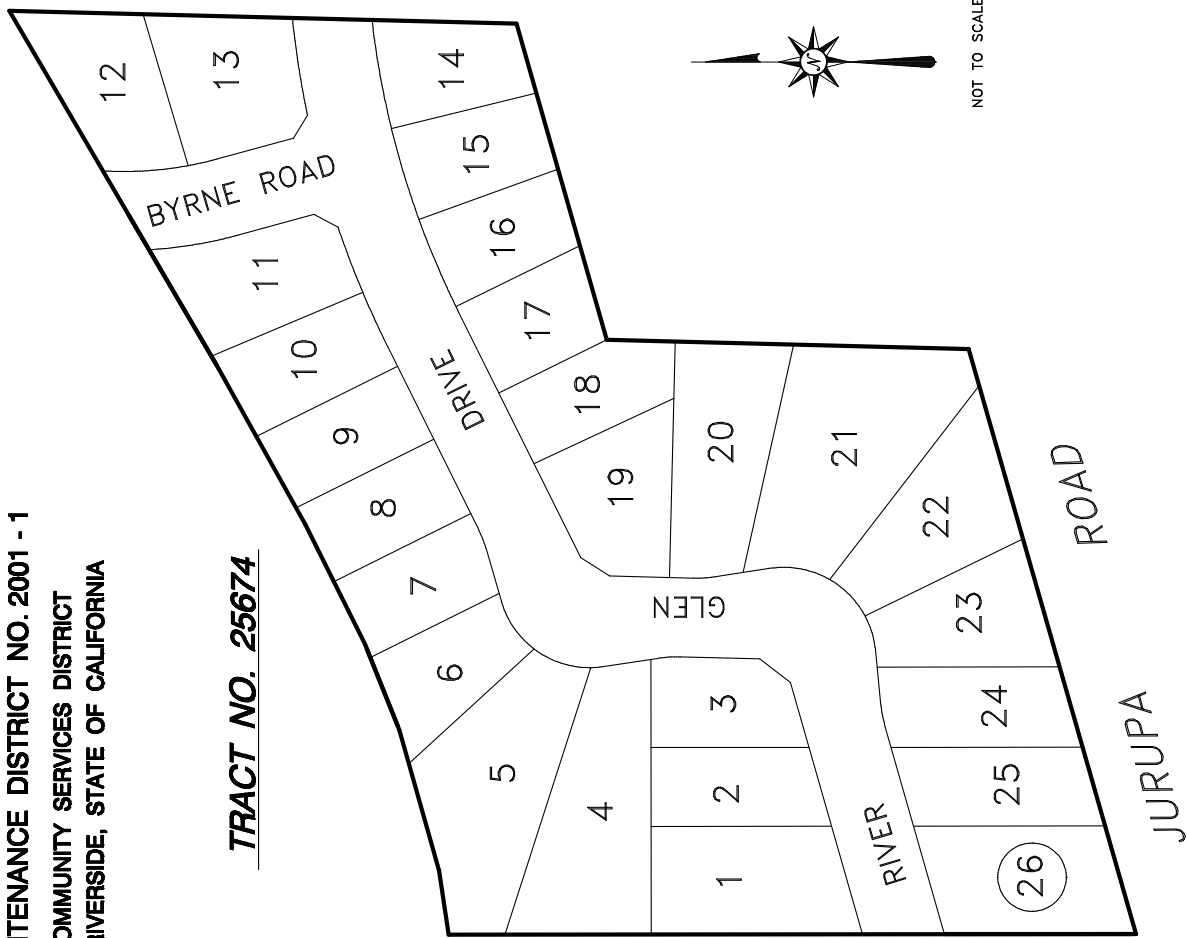
THIS ASSESSMENT DIAGRAM CORRECTLY SHOWS EACH SEPARATE LOT OR PARCEL OF LAND INCLUDED WITHIN THE BOUNDARIES OF THE ASSESSMENT DISTRICT. FOR DETAILS CONCERNING THE LINES AND DIMENSIONS OF LOTS OR PARCELS REFER TO THE COUNTY ASSESSOR'S MAPS.

LEGEND

50 LOT NUMBER
— BOUNDARY



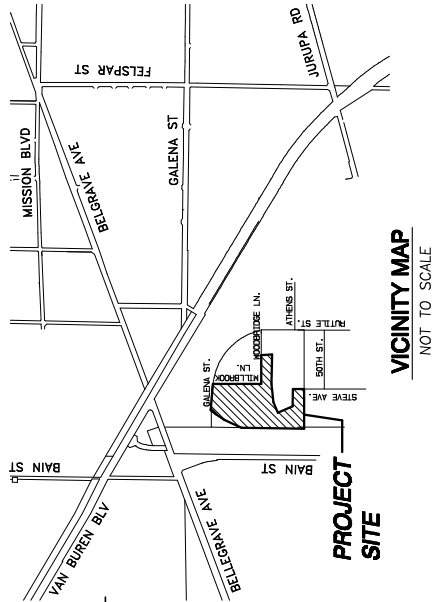
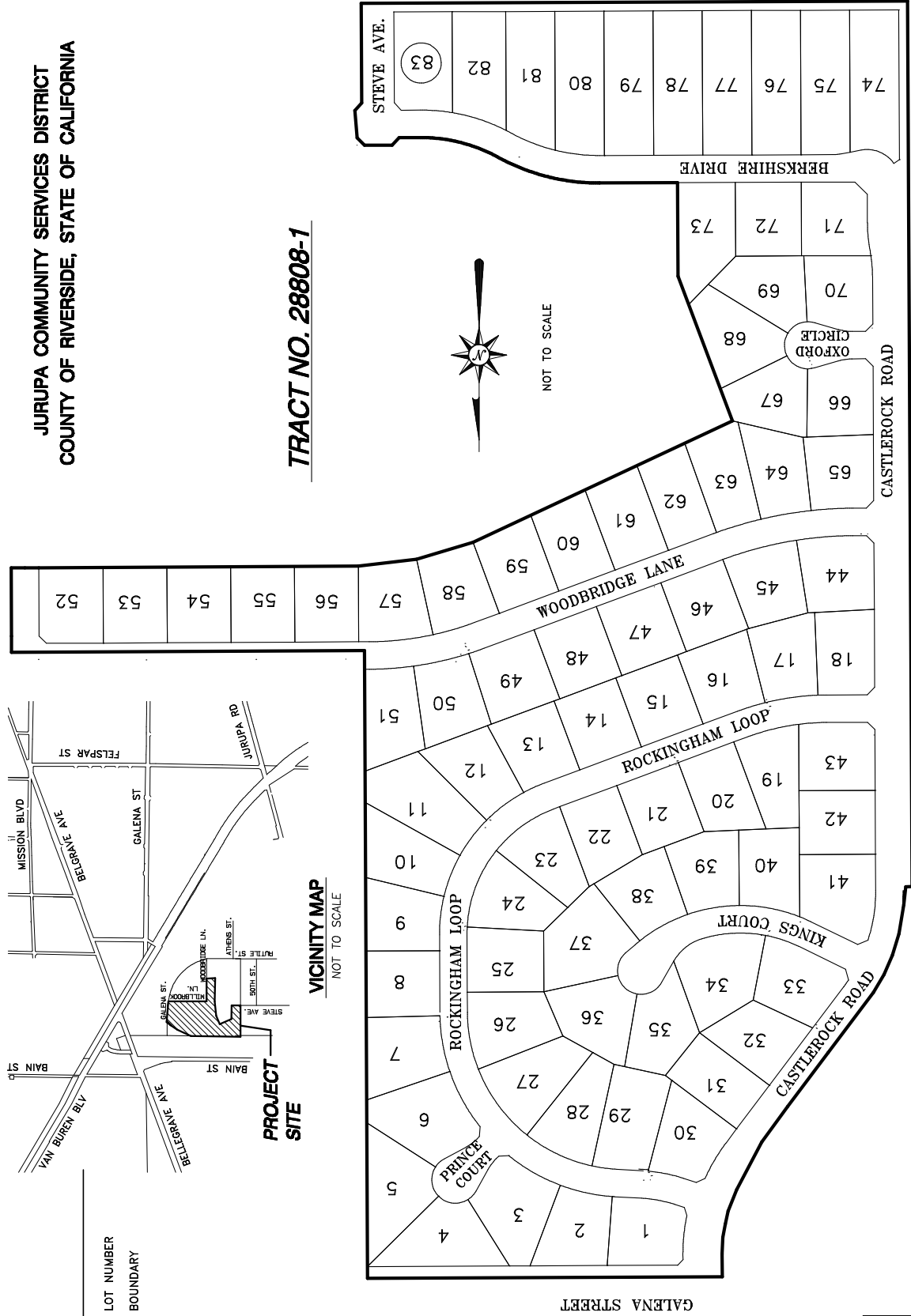
VICINITY MAP
NOT TO SCALE



**ANNEXATION NO. 3, ZONE D, TRACT NO. 28808-1
LIGHTING MAINTENANCE DISTRICT NO. 2001 - 1**

**JURUPA COMMUNITY SERVICES DISTRICT
COUNTY OF RIVERSIDE, STATE OF CALIFORNIA**

TRACT NO. 28808-1



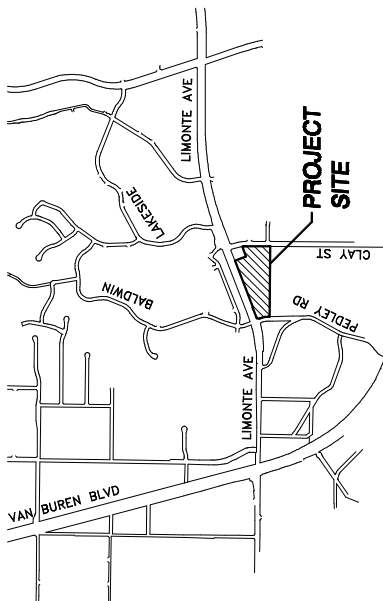
LEGEND

50 LOT NUMBER
BOUNDARY

ALBERT A.
WEBB
ASSOCIATES

**ANNEXATION NO. 4, ZONE E, PLOT PLAN NO. 16756
LIGHTING MAINTENANCE DISTRICT NO. 2001 - 1**

**JURUPA COMMUNITY SERVICES DISTRICT
COUNTY OF RIVERSIDE, STATE OF CALIFORNIA**

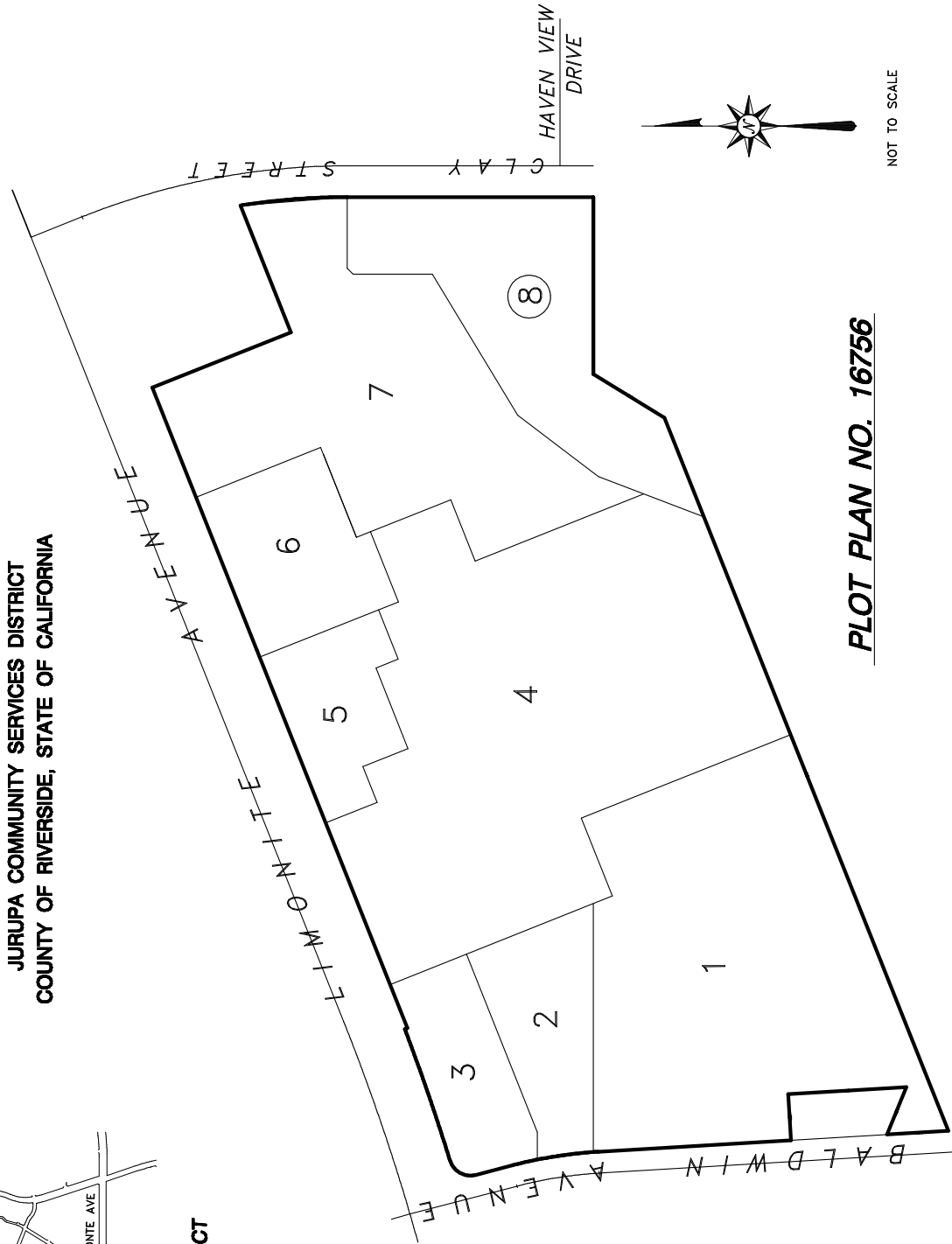


VICINITY MAP
NOT TO SCALE

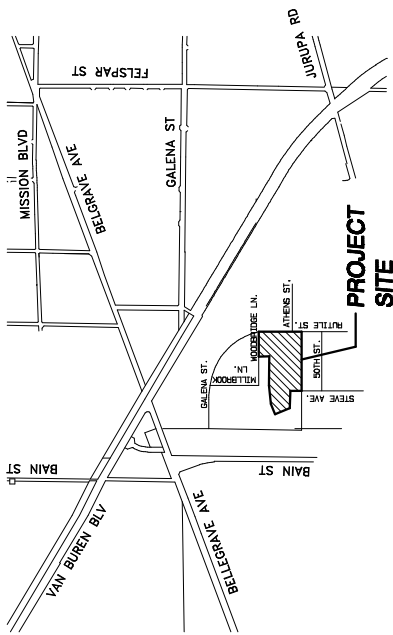
THIS ASSESSMENT DIAGRAM CORRECTLY SHOWS EACH SEPARATE LOT OR PARCEL OF LAND INCLUDED WITHIN THE BOUNDARIES OF THE ASSESSMENT DISTRICT. FOR DETAILS CONCERNING THE LINES AND DIMENSIONS OF LOTS OR PARCELS REFER TO THE COUNTY ASSESSOR'S MAPS.

LEGEND

50 LOT NUMBER
BOUNDARY



PLOT PLAN NO. 16756



**ANNEXATION NO. 5, ZONE F, TRACT NO. 28808-2
LIGHTING MAINTENANCE DISTRICT NO. 2001 - 1
JURUPA COMMUNITY SERVICES DISTRICT
COUNTY OF RIVERSIDE, STATE OF CALIFORNIA**

VICINITY MAP

NOT TO SCALE

THIS ASSESSMENT DIAGRAM CORRECTLY SHOWS EACH SEPARATE LOT OR PARCEL OF LAND INCLUDED WITHIN THE BOUNDARIES OF THE ASSESSMENT DISTRICT. FOR DETAILS CONCERNING THE LINES AND DIMENSIONS OF LOTS OR PARCELS REFER TO THE COUNTY ASSESSOR'S MAPS.

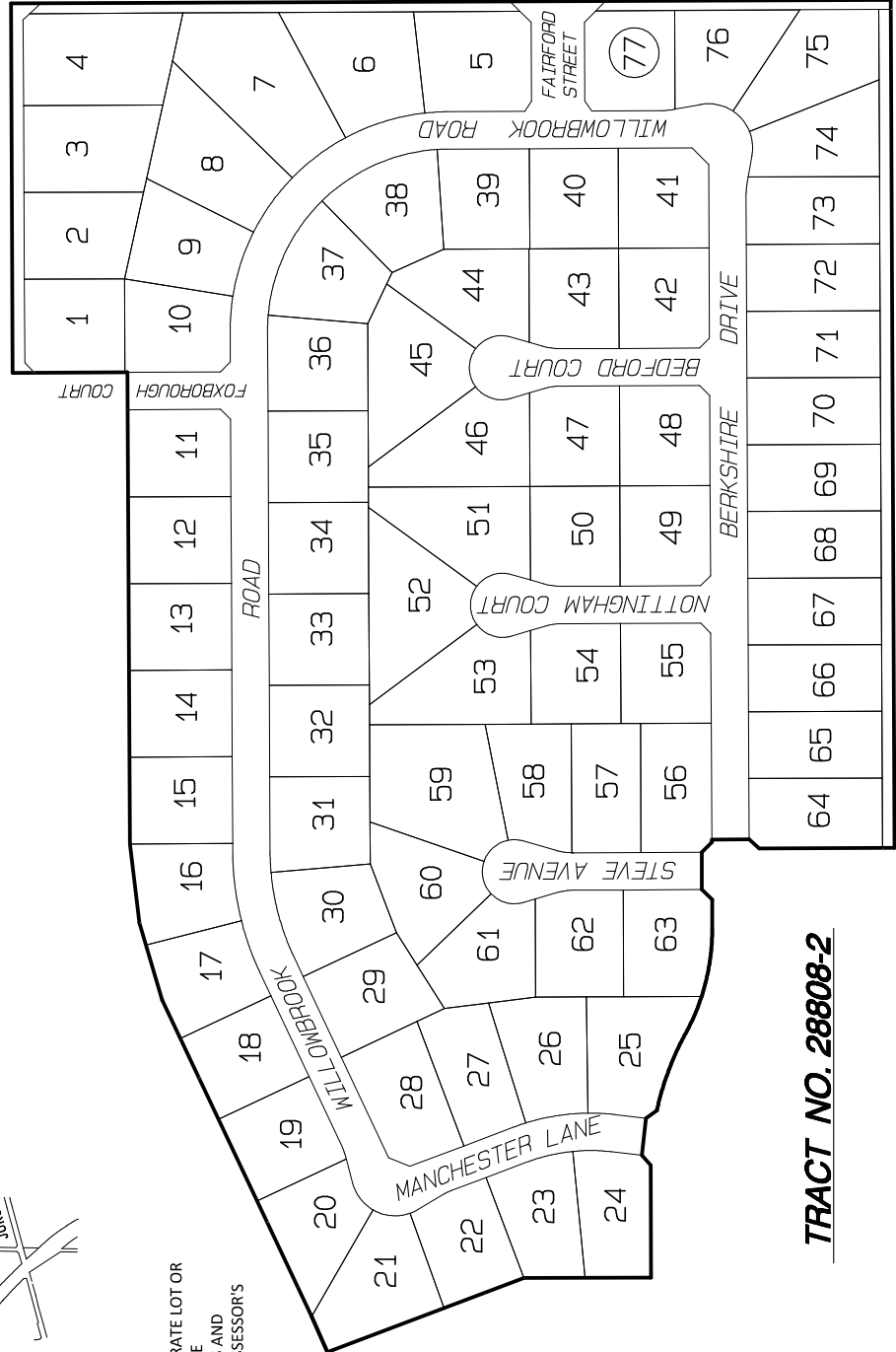
LEGEND

50 LOT NUMBER
— BOUNDARY



NOT TO SCALE

WOODBRIDGE LN.



TRACT NO. 28808-2

FIGURE 3-9

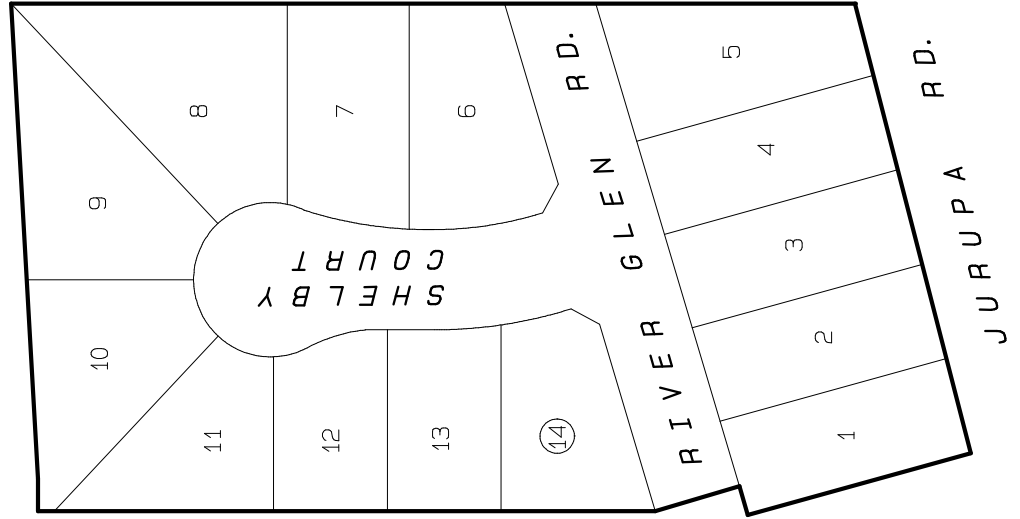
**ANNEXATION NO. 7, ZONE H, TRACT NO. 30671
LIGHTING MAINTENANCE DISTRICT NO. 2001 - 1
JURUPA COMMUNITY SERVICES DISTRICT
COUNTY OF RIVERSIDE, STATE OF CALIFORNIA**

THIS ASSESSMENT DIAGRAM CORRECTLY SHOWS EACH SEPARATE LOT OR PARCEL OF LAND INCLUDED WITHIN THE BOUNDARIES OF THE ASSESSMENT DISTRICT. FOR DETAILS CONCERNING THE LINES AND DIMENSIONS OF LOTS OR PARCELS REFER TO THE COUNTY ASSESSOR'S MAPS.

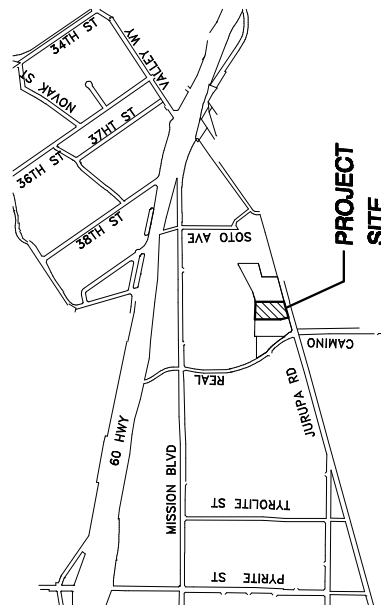
LEGEND

50 LOT NUMBER
BOUNDARY

TRACT NO. 30671



NOT TO SCALE



VICINITY MAP

NOT TO SCALE

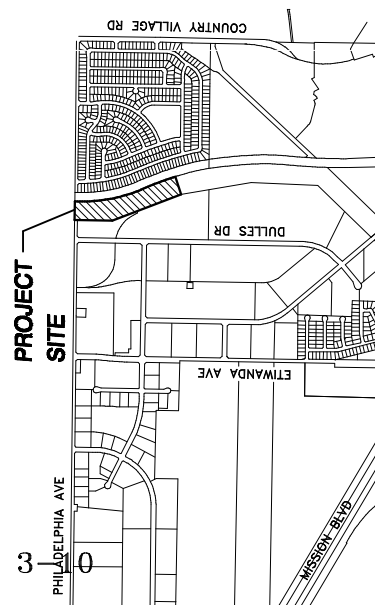
**ANNEXATION NO. 8, ZONE I, PARCEL MAP NO. 29767
LIGHTING MAINTENANCE DISTRICT NO. 2001 - 1
JURUPA COMMUNITY SERVICES DISTRICT
COUNTY OF RIVERSIDE, STATE OF CALIFORNIA**

THIS ASSESSMENT DIAGRAM CORRECTLY SHOWS EACH SEPARATE LOT OR PARCEL OF LAND INCLUDED WITHIN THE BOUNDARIES OF THE ASSESSMENT DISTRICT. FOR DETAILS CONCERNING THE LINES AND DIMENSIONS OF LOTS OR PARCELS REFER TO THE COUNTY ASSESSOR'S MAPS.

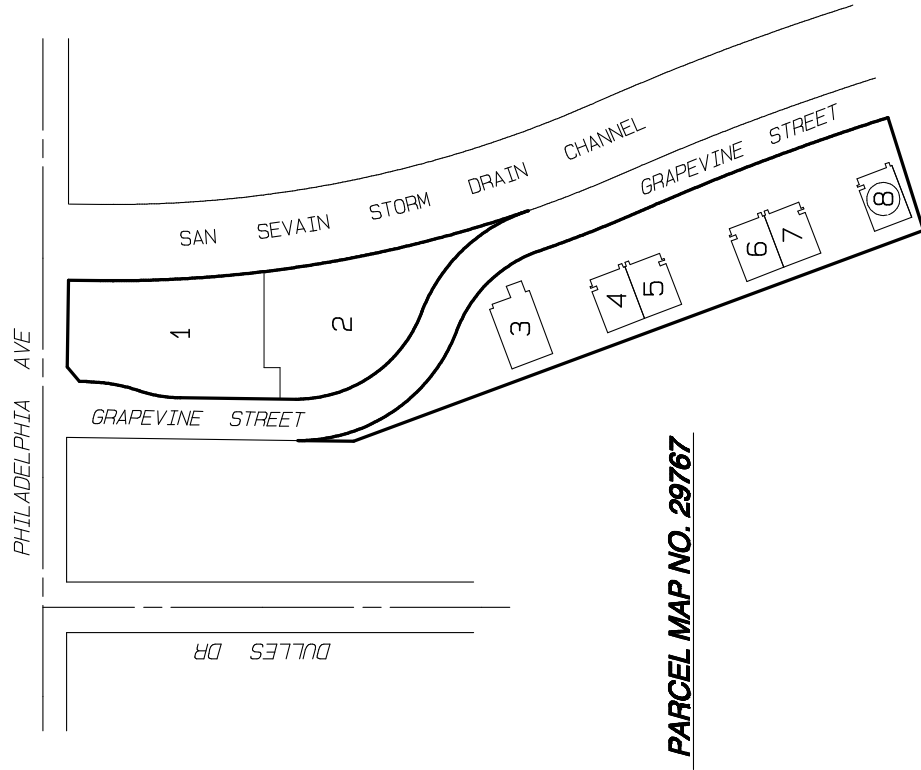
LEGEND

50 LOT NUMBER
BOUNDARY

FIGURE 3



VICINITY MAP
NOT TO SCALE



PARCEL MAP NO. 29767

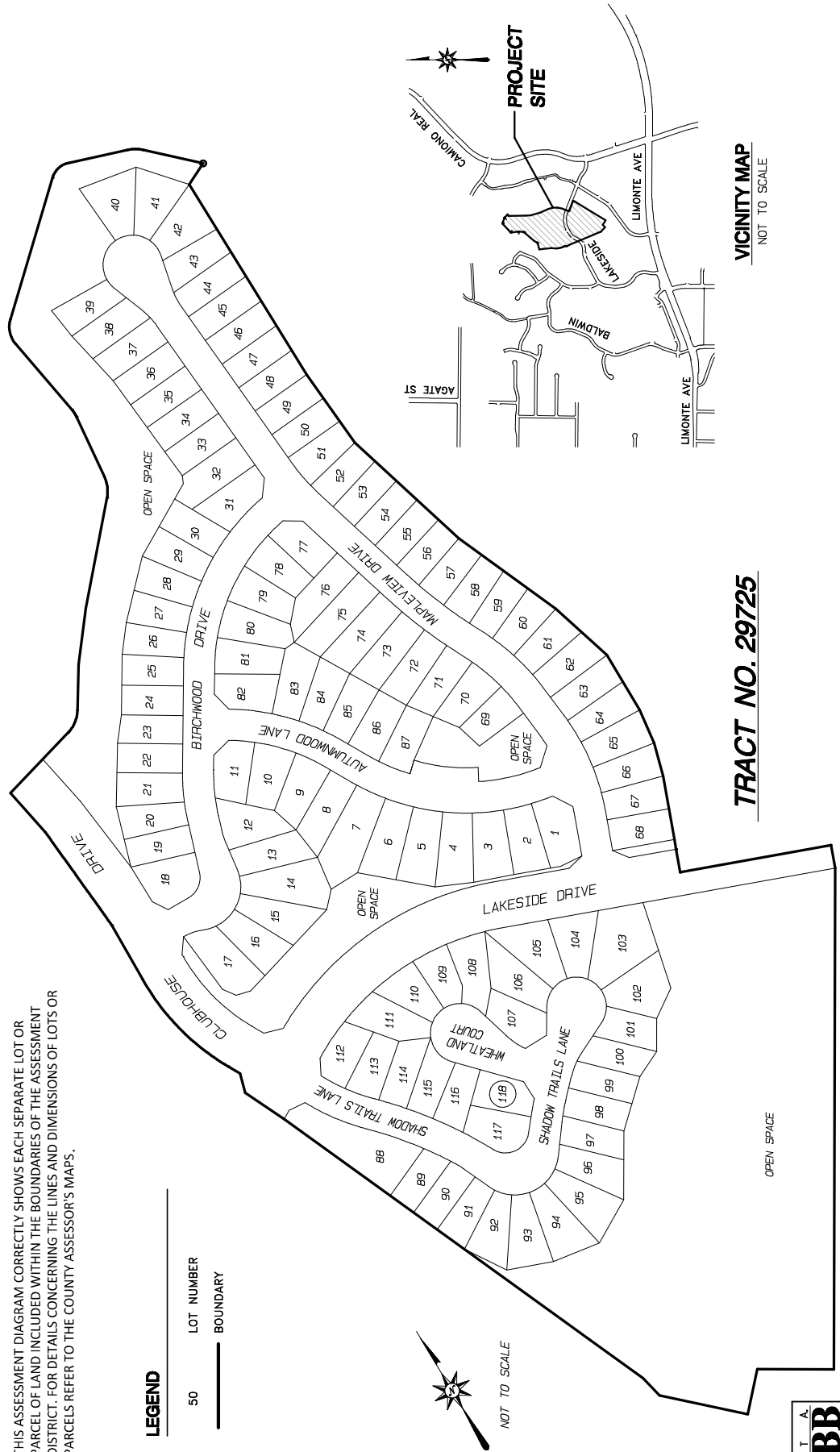


**ANNEXATION NO. 9, ZONE J, TRACT NO. 29725
LIGHTING MAINTENANCE DISTRICT NO. 2001 -1
JURUPA COMMUNITY SERVICES DISTRICT, COUNTY OF RIVERSIDE, STATE OF CALIFORNIA**

THIS ASSESSMENT DIAGRAM CORRECTLY SHOWS EACH SEPARATE LOT OR PARCEL OF LAND INCLUDED WITHIN THE BOUNDARIES OF THE ASSESSMENT DISTRICT. FOR DETAILS CONCERNING THE LINES AND DIMENSIONS OF LOTS OR PARCELS REFER TO THE COUNTY ASSESSOR'S MAPS.

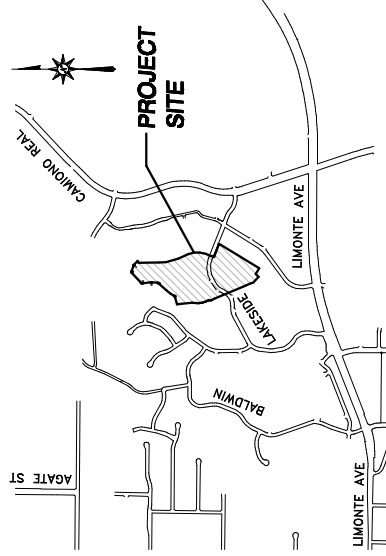
LEGEND

50 LOT NUMBER
— BOUNDARY



TRACT NO. 29725

VICINITY MAP
NOT TO SCALE



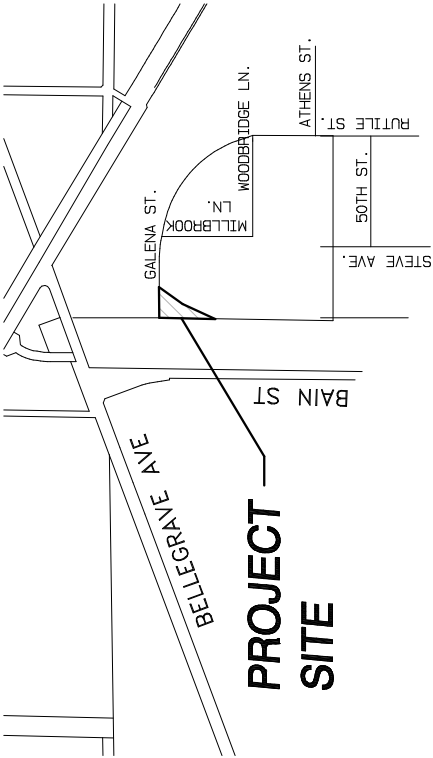
ALBERT A.
WEBB
ASSOCIATES

ANNEXATION NO. 10, ZONE K, TRACT NO. 28808-F
LIGHTING MAINTENANCE DISTRICT NO. 2001 - 1
JURUPA COMMUNITY SERVICES DISTRICT, COUNTY OF RIVERSIDE, STATE OF CALIFORNIA

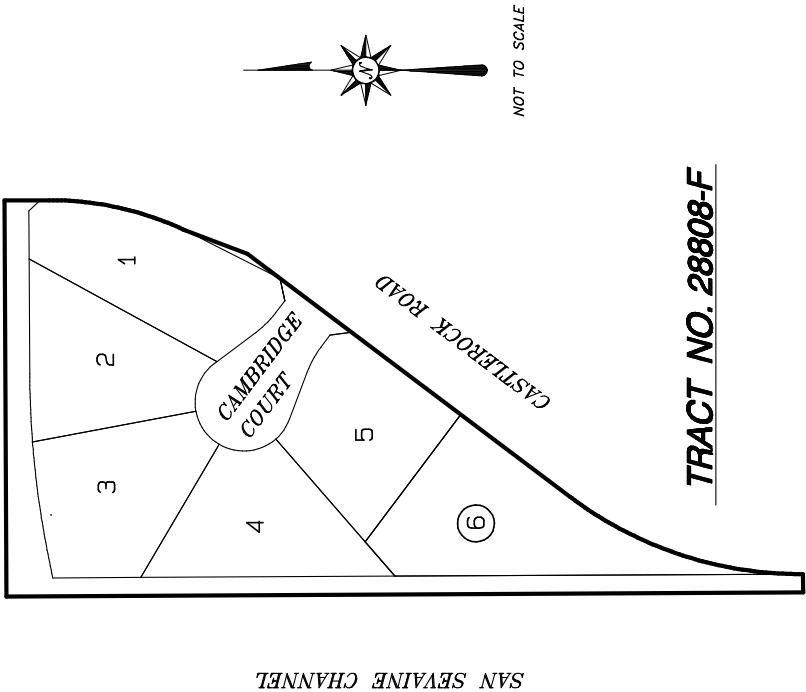
THIS ASSESSMENT DIAGRAM CORRECTLY SHOWS EACH SEPARATE LOT OR PARCEL OF LAND INCLUDED WITHIN THE BOUNDARIES OF THE ASSESSMENT DISTRICT. FOR DETAILS CONCERNING THE LINES AND DIMENSIONS OF LOTS OR PARCELS REFER TO THE COUNTY ASSESSOR'S MAPS.

LEGEND

50 LOT NUMBER
BOUNDARY



VICINITY MAP
NOT TO SCALE



TRACT NO. 28808-F

**ANNEXATION NO. 11, ZONE L, TRACT NO. 24686
LIGHTING MAINTENANCE DISTRICT NO. 2001 - 1
JURUPA COMMUNITY SERVICES DISTRICT, COUNTY OF RIVERSIDE, STATE OF CALIFORNIA**

THIS ASSESSMENT DIAGRAM CORRECTLY SHOWS EACH SEPARATE LOT OR PARCEL OF LAND INCLUDED WITHIN THE BOUNDARIES OF THE ASSESSMENT DISTRICT. FOR DETAILS CONCERNING THE LINES AND DIMENSIONS OF LOTS OR PARCELS REFER TO THE COUNTY ASSESSOR'S MAPS.

LEGEND

50 LOT NUMBER
BOUNDARY

PROJECT SITE

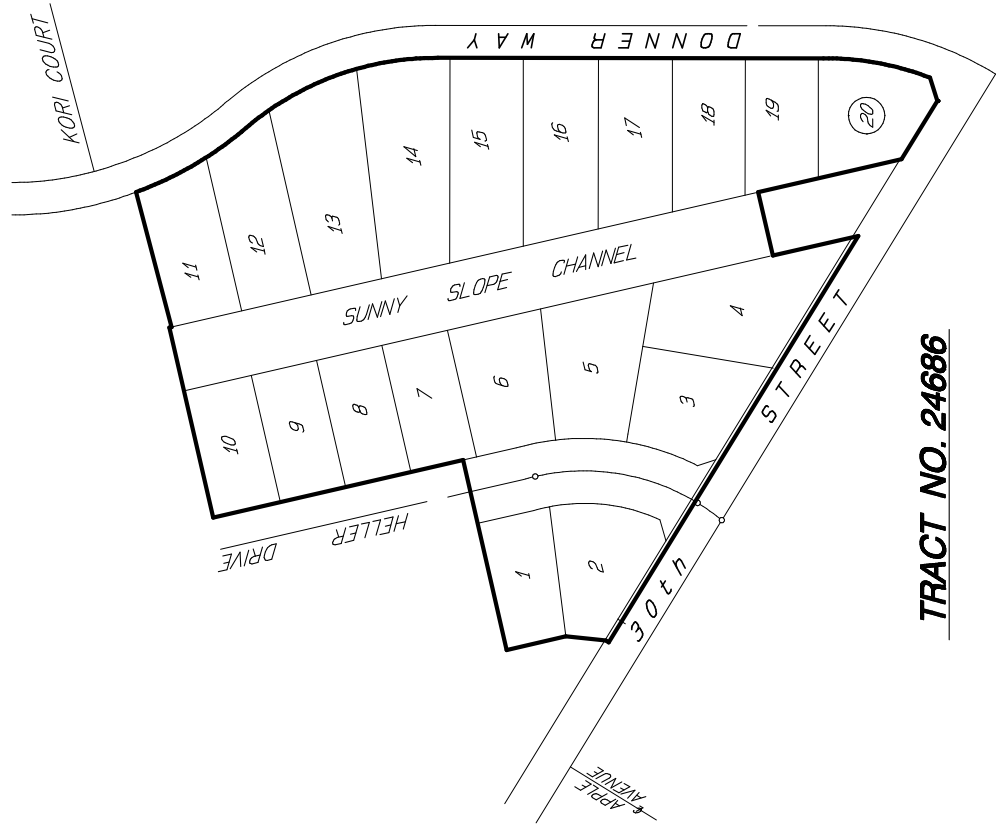


VICINITY MAP

NOT TO SCALE



NOT TO SCALE



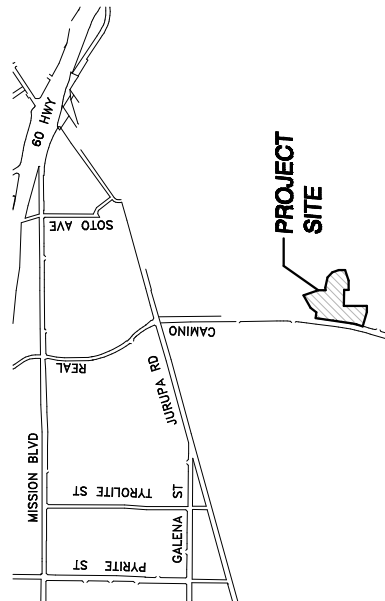
TRACT NO. 24686

ANNEXATION NO. 12, ZONE M, TRACT NO. 22565
LIGHTING MAINTENANCE DISTRICT NO. 2001 -1
JURUPA COMMUNITY SERVICES DISTRICT, COUNTY OF RIVERSIDE, STATE OF CALIFORNIA

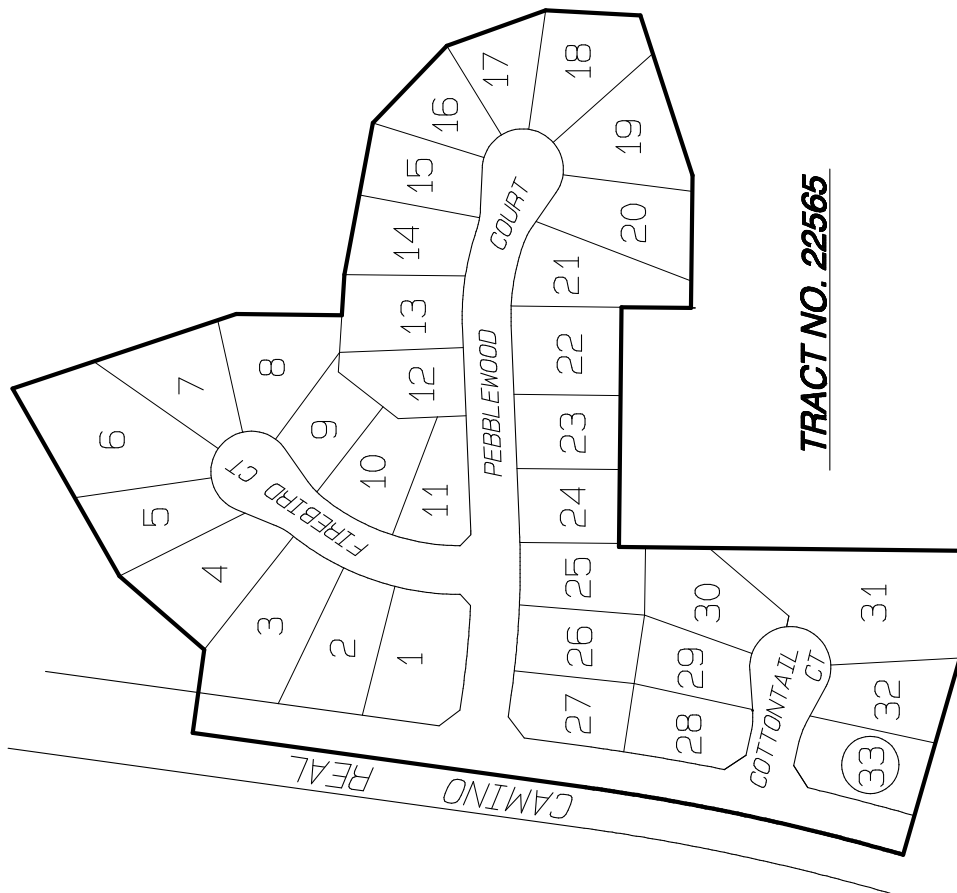
THIS ASSESSMENT DIAGRAM CORRECTLY SHOWS EACH SEPARATE LOT OR PARCEL OF LAND INCLUDED WITHIN THE BOUNDARIES OF THE ASSESSMENT DISTRICT. FOR DETAILS CONCERNING THE LINES AND DIMENSIONS OF LOTS OR PARCELS REFER TO THE COUNTY ASSESSOR'S MAPS.

LEGEND

50 LOT NUMBER
 ————— BOUNDARY



VICINITY MAP
 NOT TO SCALE



TRACT NO. 22565



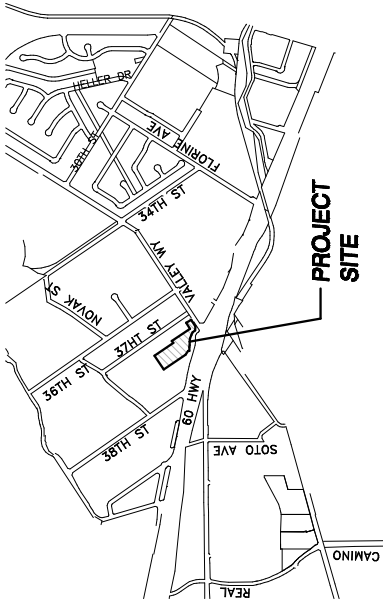
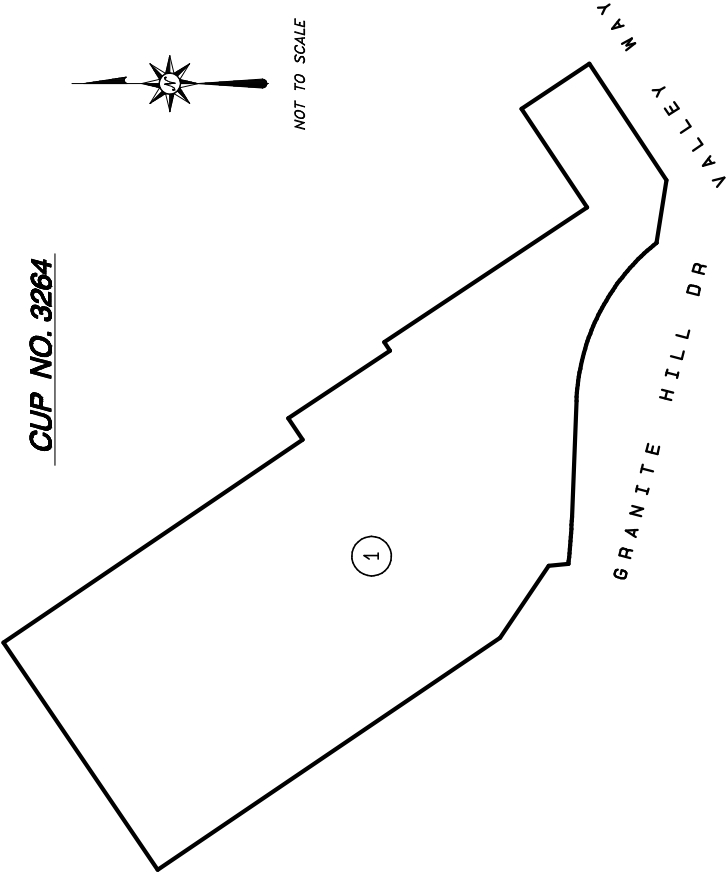
NOT TO SCALE

ANNEXATION NO. 13, ZONE N, CUP NO. 3264
LIGHTING MAINTENANCE DISTRICT NO. 2001 - 1
JURUPA COMMUNITY SERVICES DISTRICT, COUNTY OF RIVERSIDE, STATE OF CALIFORNIA

THIS ASSESSMENT DIAGRAM CORRECTLY SHOWS EACH SEPARATE LOT OR PARCEL OF LAND INCLUDED WITHIN THE BOUNDARIES OF THE ASSESSMENT DISTRICT. FOR DETAILS CONCERNING THE LINES AND DIMENSIONS OF LOTS OR PARCELS REFER TO THE COUNTY ASSESSOR'S MAPS.

LEGEND

50 LOT NUMBER
BOUNDARY

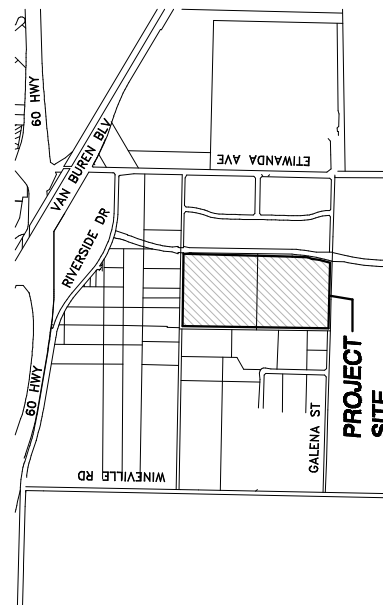


**ANNEXATION NO. 14, ZONE O, PLOT PLAN NO. 16686
LIGHTING MAINTENANCE DISTRICT NO. 2001 - 1
JURUPA COMMUNITY SERVICES DISTRICT, COUNTY OF RIVERSIDE, STATE OF CALIFORNIA**

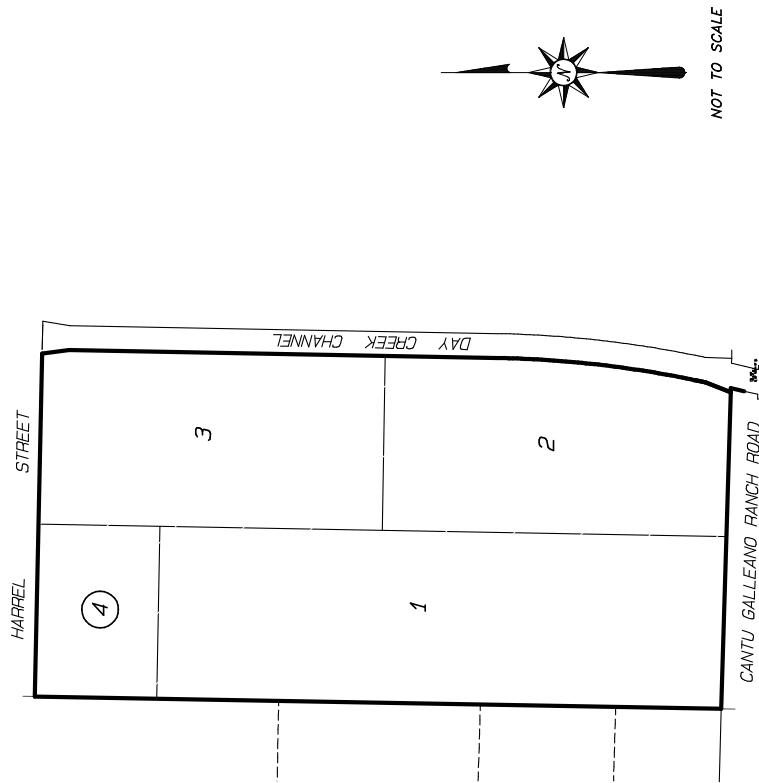
THIS ASSESSMENT DIAGRAM CORRECTLY SHOWS EACH SEPARATE LOT OR PARCEL OF LAND INCLUDED WITHIN THE BOUNDARIES OF THE ASSESSMENT DISTRICT. FOR DETAILS CONCERNING THE LINES AND DIMENSIONS OF LOTS OR PARCELS REFER TO THE COUNTY ASSESSOR'S MAPS.

LEGEND

50 LOT NUMBER
BOUNDARY



VICINITY MAP
NOT TO SCALE



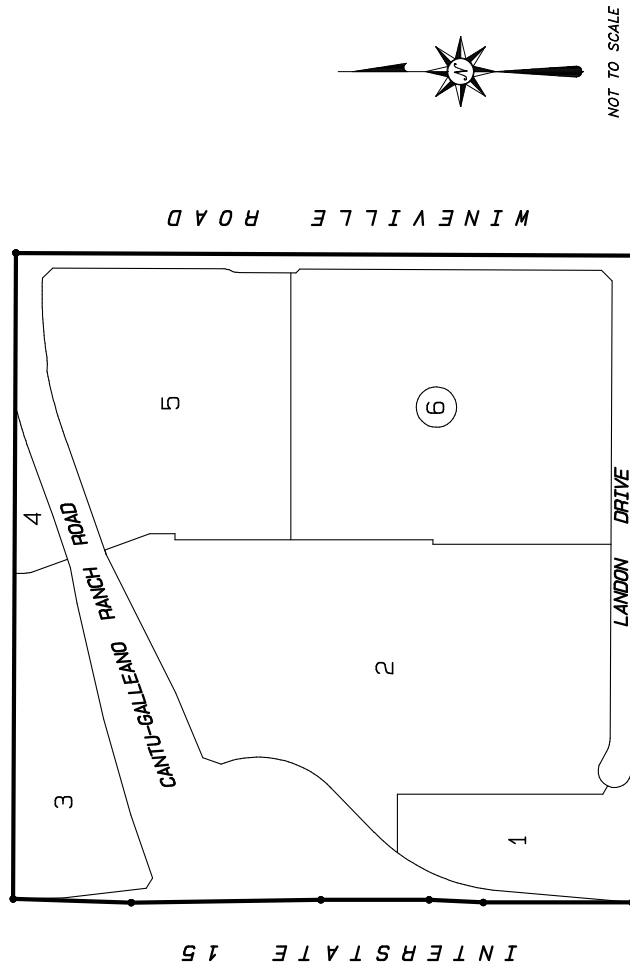
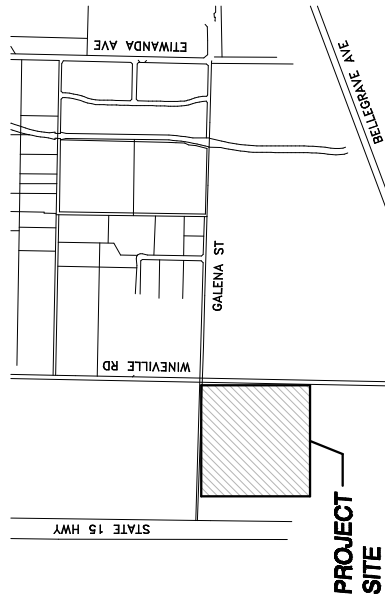
PLOT PLAN NO. 16686

ANNEXATION NO. 15, ZONE P, PLOT PLAN NO. 16937
LIGHTING MAINTENANCE DISTRICT NO. 2001 -1
JURUPA COMMUNITY SERVICES DISTRICT, COUNTY OF RIVERSIDE, STATE OF CALIFORNIA

THIS ASSESSMENT DIAGRAM CORRECTLY SHOWS EACH SEPARATE LOT OR PARCEL OF LAND INCLUDED WITHIN THE BOUNDARIES OF THE ASSESSMENT DISTRICT. FOR DETAILS CONCERNING THE LINES AND DIMENSIONS OF LOTS OR PARCELS REFER TO THE COUNTY ASSESSOR'S MAPS.

LEGEND

50 LOT NUMBER
BOUNDARY



NOT TO SCALE

PLOT PLAN NO. 16937

ANNEXATION NO. 16, ZONE Q, TRACT NO. 30288
LIGHTING MAINTENANCE DISTRICT NO. 2001 - 1
JURUPA COMMUNITY SERVICES DISTRICT, COUNTY OF RIVERSIDE, STATE OF CALIFORNIA

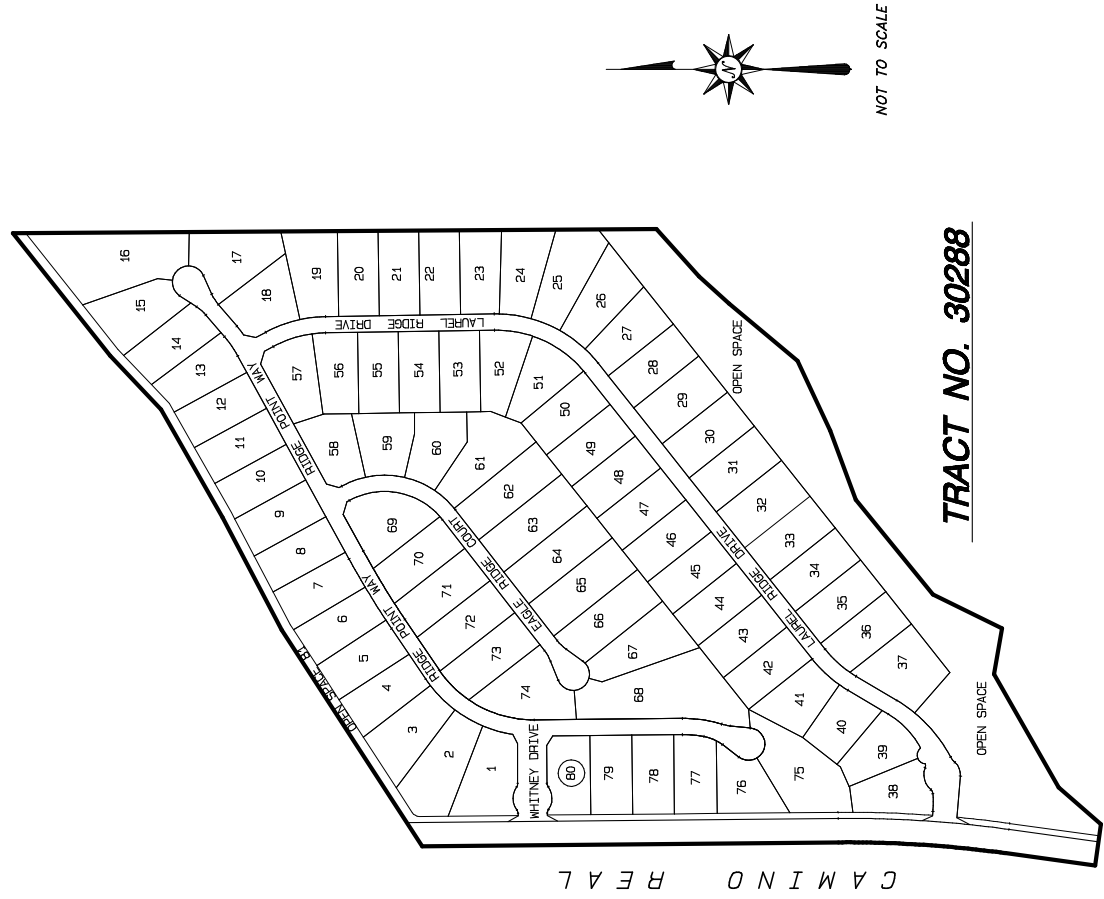
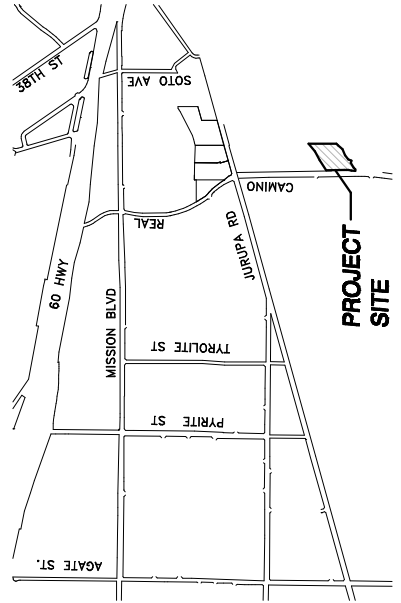
THIS ASSESSMENT DIAGRAM CORRECTLY SHOWS EACH SEPARATE LOT OR PARCEL OF LAND INCLUDED WITHIN THE BOUNDARIES OF THE ASSESSMENT DISTRICT. FOR DETAILS CONCERNING THE LINES AND DIMENSIONS OF LOTS OR PARCELS REFER TO THE COUNTY ASSESSOR'S MAPS.

LEGEND

50

LOT NUMBER

BOUNDARY



TRACT NO. 30288



ANNEXATION NO. 17, ZONE R, TRACT NO. 31301
LIGHTING MAINTENANCE DISTRICT NO. 2001 - 1
JURUPA COMMUNITY SERVICES DISTRICT, COUNTY OF RIVERSIDE, STATE OF CALIFORNIA

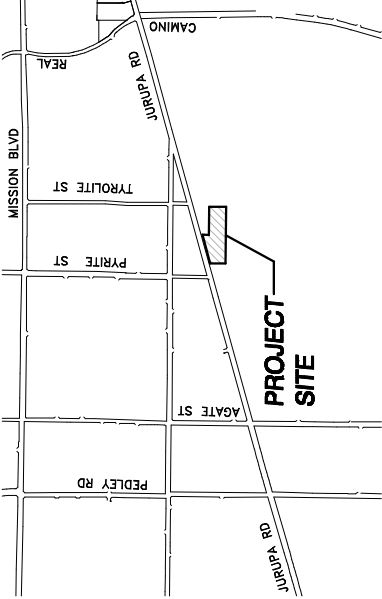
THIS ASSESSMENT DIAGRAM CORRECTLY SHOWS EACH SEPARATE LOT OR PARCEL OF LAND INCLUDED WITHIN THE BOUNDARIES OF THE ASSESSMENT DISTRICT. FOR DETAILS CONCERNING THE LINES AND DIMENSIONS OF LOTS OR PARCELS REFER TO THE COUNTY ASSESSOR'S MAPS.

LEGEND

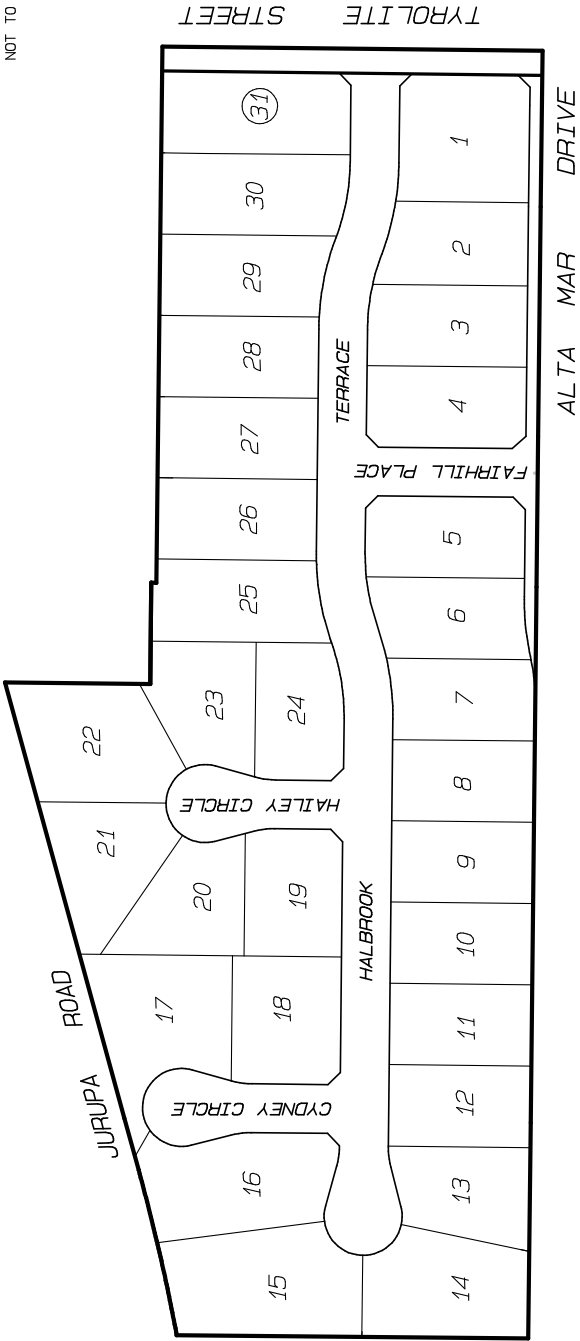
50

LOT NUMBER

BOUNDARY



VICINITY MAP
NOT TO SCALE



TRACT NO. 31301



NOT TO SCALE

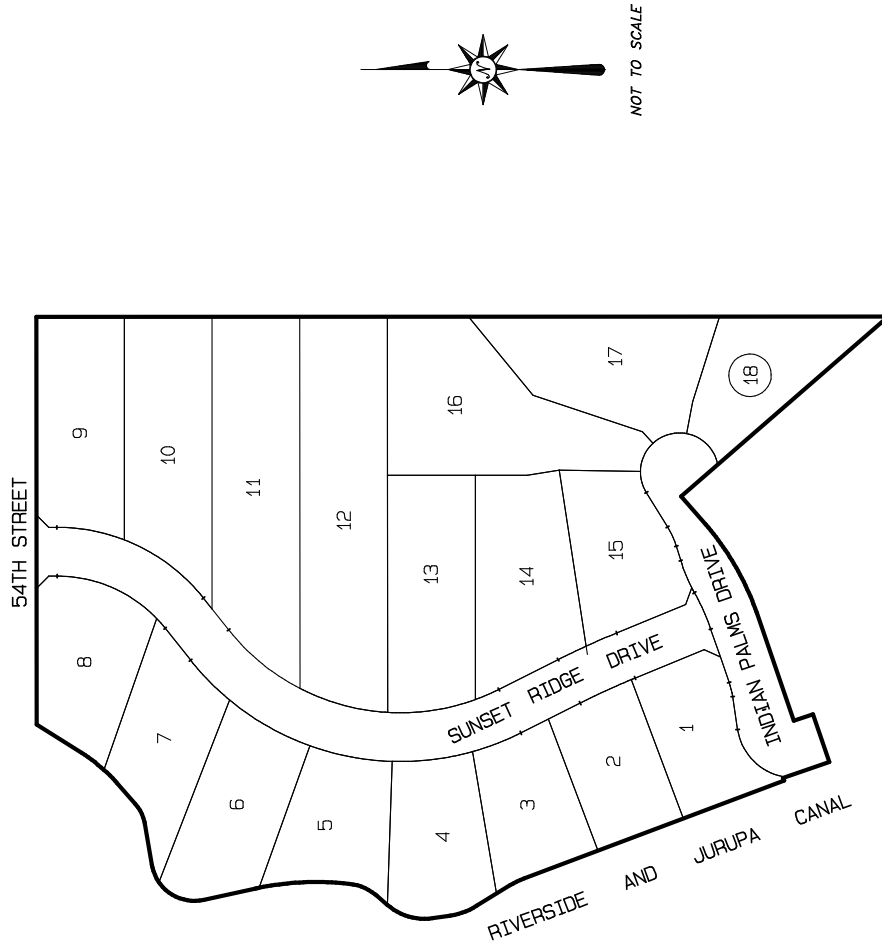
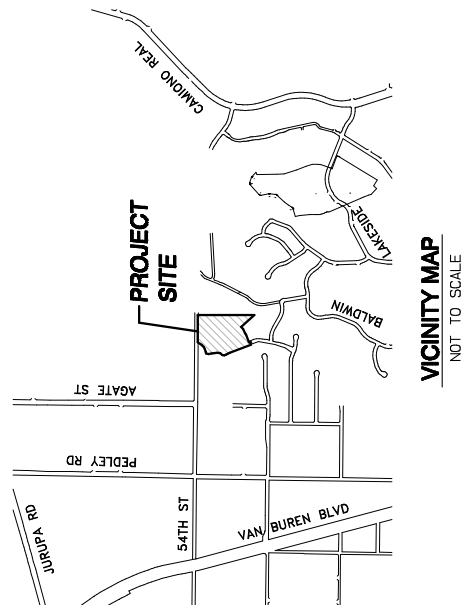


**ANNEXATION NO. 19, ZONE T, TRACT NO. 28698
LIGHTING MAINTENANCE DISTRICT NO. 2001 - 1
JURUPA COMMUNITY SERVICES DISTRICT, COUNTY OF RIVERSIDE, STATE OF CALIFORNIA**

THIS ASSESSMENT DIAGRAM CORRECTLY SHOWS EACH SEPARATE LOT OR PARCEL OF LAND INCLUDED WITHIN THE BOUNDARIES OF THE ASSESSMENT DISTRICT. FOR DETAILS CONCERNING THE LINES AND DIMENSIONS OF LOTS OR PARCELS REFER TO THE COUNTY ASSESSOR'S.

LEGEND

50 LOT NUMBER
BOUNDARY



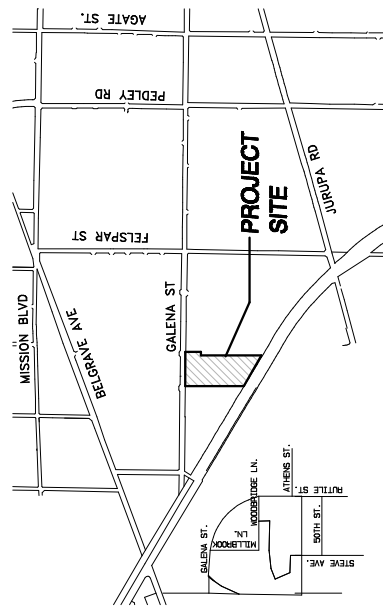
TRACT NO. 28698

**ANNEXATION NO. 20, ZONE U, PARCEL MAP NO. 31081
LIGHTING MAINTENANCE DISTRICT NO. 2001 - 1
JURUPA COMMUNITY SERVICES DISTRICT, COUNTY OF RIVERSIDE, STATE OF CALIFORNIA**

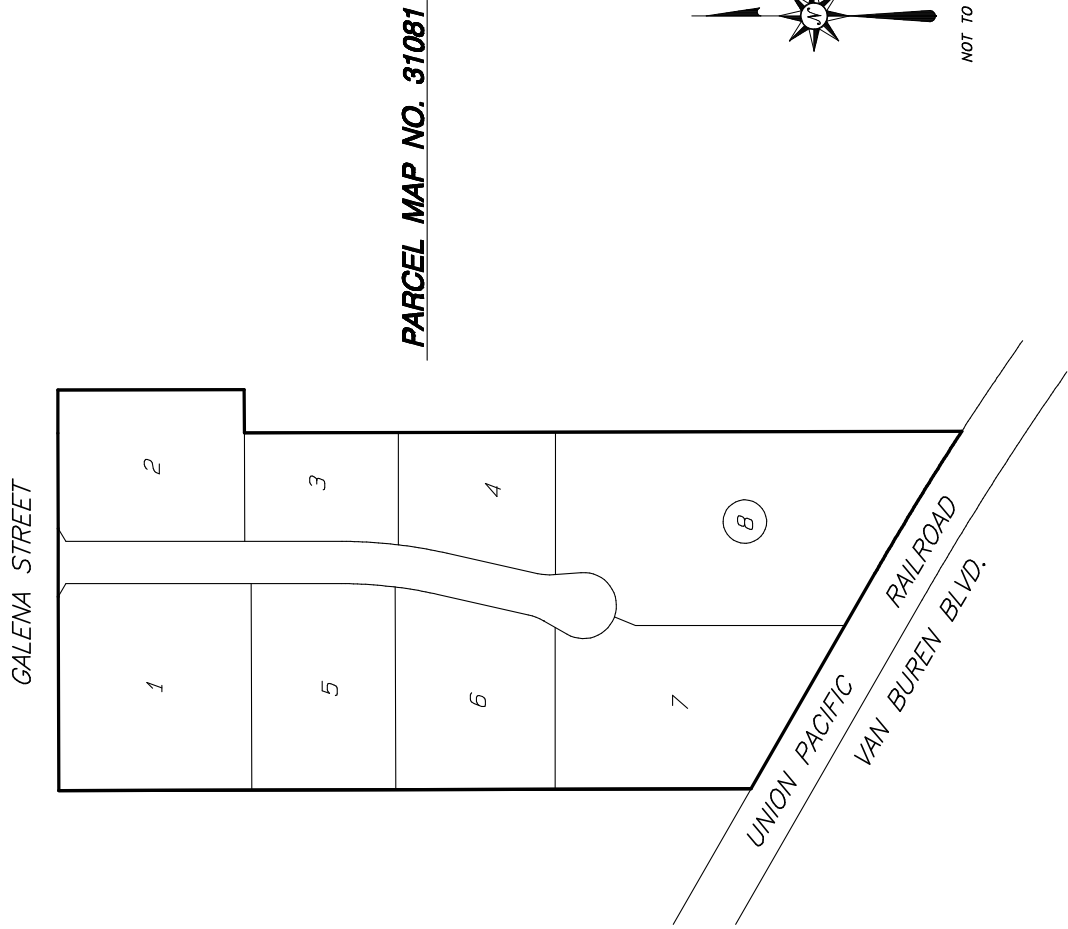
THIS ASSESSMENT DIAGRAM CORRECTLY SHOWS EACH SEPARATE LOT OR PARCEL OF LAND INCLUDED WITHIN THE BOUNDARIES OF THE ASSESSMENT DISTRICT. FOR DETAILS CONCERNING THE LINES AND DIMENSIONS OF LOTS OR PARCELS REFER TO THE COUNTY ASSESSOR'S MAPS.

LEGEND

50 LOT NUMBER
BOUNDARY



VICINITY MAP
NOT TO SCALE



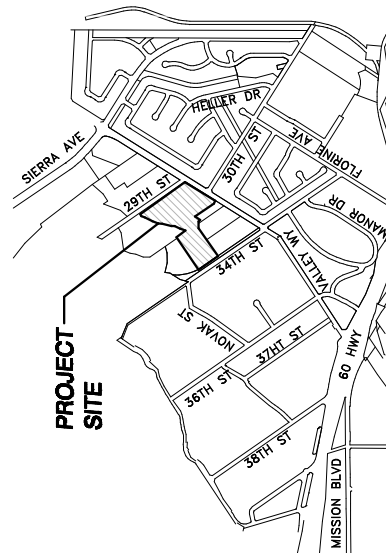
PARCEL MAP NO. 31081

**ANNEXATION NO. 21, ZONE V, TRACT MAP NO. 32124
LIGHTING MAINTENANCE DISTRICT NO. 2001 - 1
JURUPA COMMUNITY SERVICES DISTRICT, COUNTY OF RIVERSIDE, STATE OF CALIFORNIA**


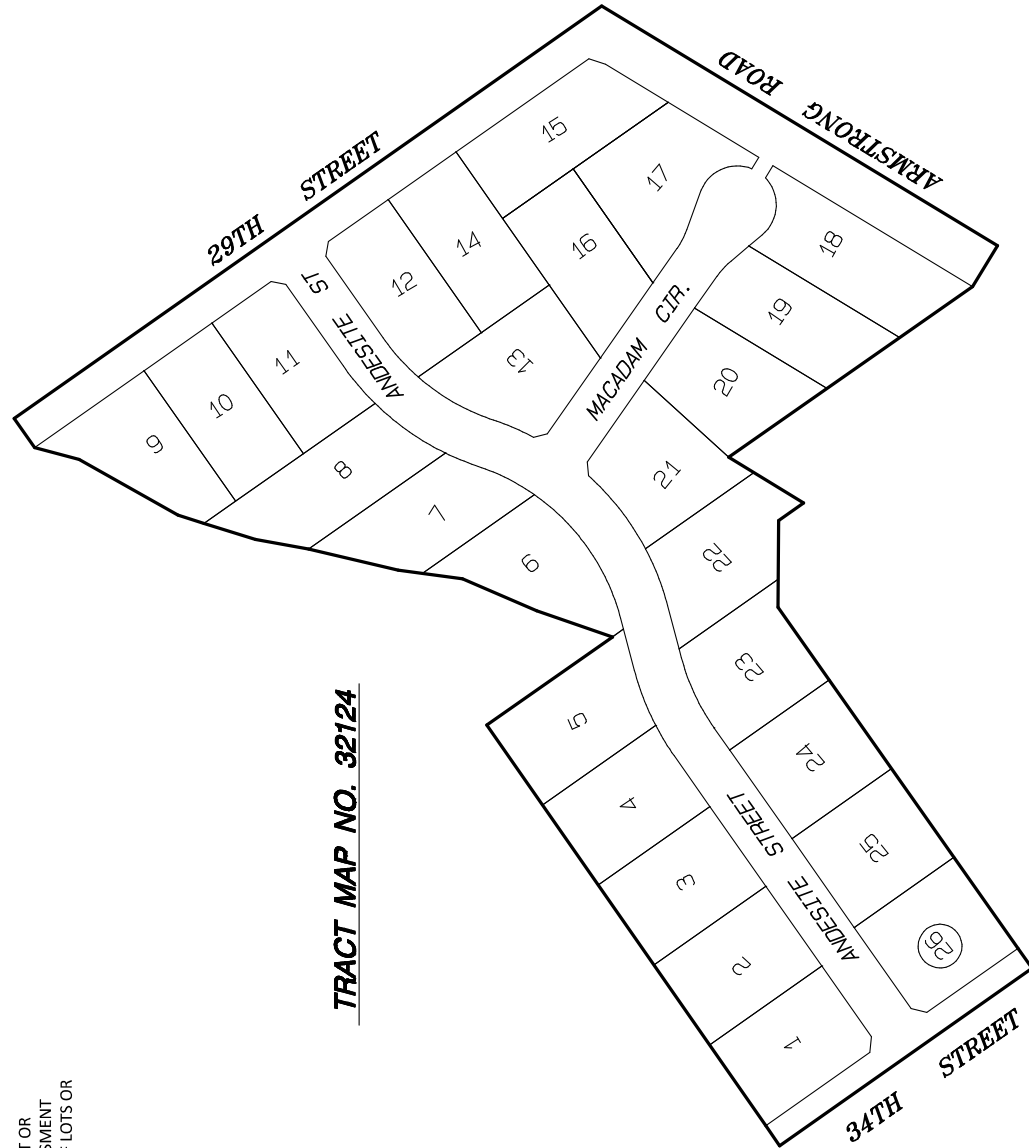
THIS ASSESSMENT DIAGRAM CORRECTLY SHOWS EACH SEPARATE LOT OR PARCEL OF LAND INCLUDED WITHIN THE BOUNDARIES OF THE ASSESSMENT DISTRICT. FOR DETAILS CONCERNING THE LINES AND DIMENSIONS OF LOTS OR PARCELS REFER TO THE COUNTY ASSESSOR'S MAPS.

LEGEND

50 LOT NUMBER
BOUNDARY



VICINITY MAP
NOT TO SCALE



NOT TO SCALE

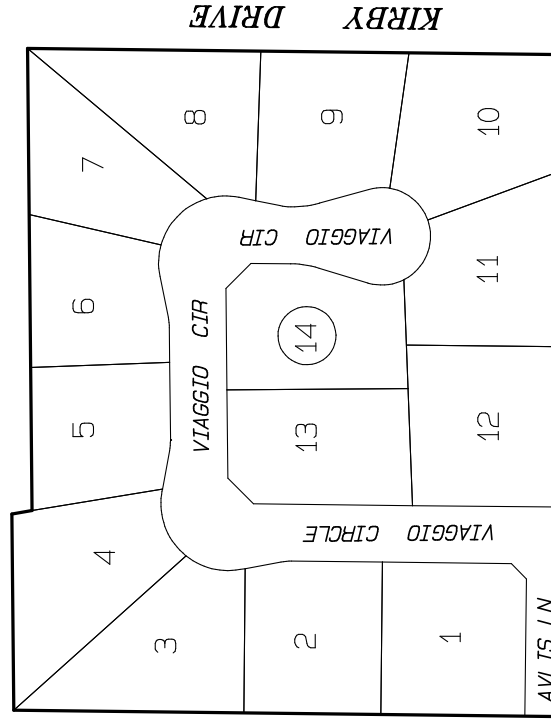
ANNEXATION NO. 23, ZONE X, TRACT MAP NO. 31875
LIGHTING MAINTENANCE DISTRICT NO. 2001 - 1
JURUPA COMMUNITY SERVICES DISTRICT, COUNTY OF RIVERSIDE, STATE OF CALIFORNIA

THIS ASSESSMENT DIAGRAM CORRECTLY SHOWS EACH SEPARATE LOT OR PARCEL OF LAND INCLUDED WITHIN THE BOUNDARIES OF THE ASSESSMENT DISTRICT. FOR DETAILS CONCERNING THE LINES AND DIMENSIONS OF LOTS OR PARCELS REFER TO THE COUNTY ASSESSOR'S MAPS.

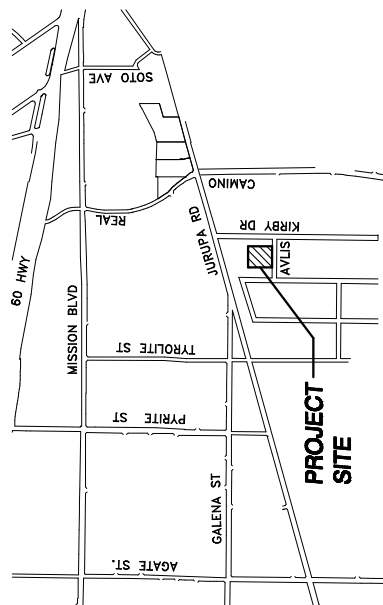
LEGEND

50 LOT NUMBER
BOUNDARY

TRACT MAP NO. 31875



NOT TO SCALE



VICINITY MAP

NOT TO SCALE

**ANNEXATION NO. 24, ZONE Y, TRACT NO. 31635
LIGHTING MAINTENANCE DISTRICT NO. 2001 - 1
JURUPA COMMUNITY SERVICES DISTRICT, COUNTY OF RIVERSIDE, STATE OF CALIFORNIA**

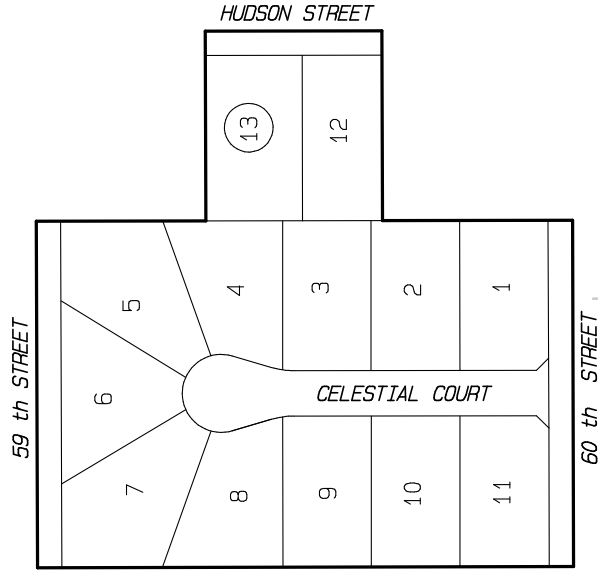
THIS ASSESSMENT DIAGRAM CORRECTLY SHOWS EACH SEPARATE LOT OR PARCEL OF LAND INCLUDED WITHIN THE BOUNDARIES OF THE ASSESSMENT DISTRICT. FOR DETAILS CONCERNING THE LINES AND DIMENSIONS OF LOTS OR PARCELS REFER TO THE COUNTY ASSESSOR'S MAPS.

TRACT NO. 31635

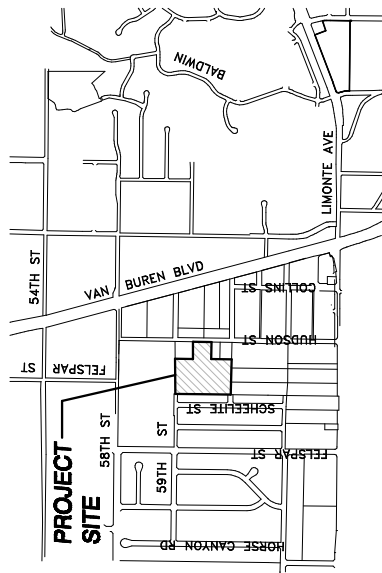
LEGEND

50 LOT NUMBER

BOUNDARY

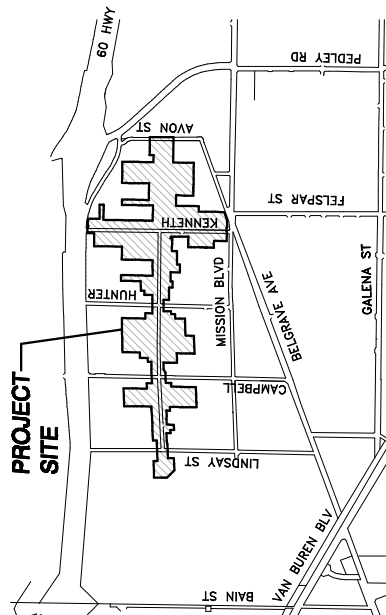


NOT TO SCALE



VICINITY MAP
NOT TO SCALE

**ANNEXATION NO. 25, ZONE Z, HASTINGS BLVD. AND KENNETH ST.
LIGHTING MAINTENANCE DISTRICT NO. 2001 - 1
JURUPA COMMUNITY SERVICES DISTRICT, COUNTY OF RIVERSIDE, STATE OF CALIFORNIA**

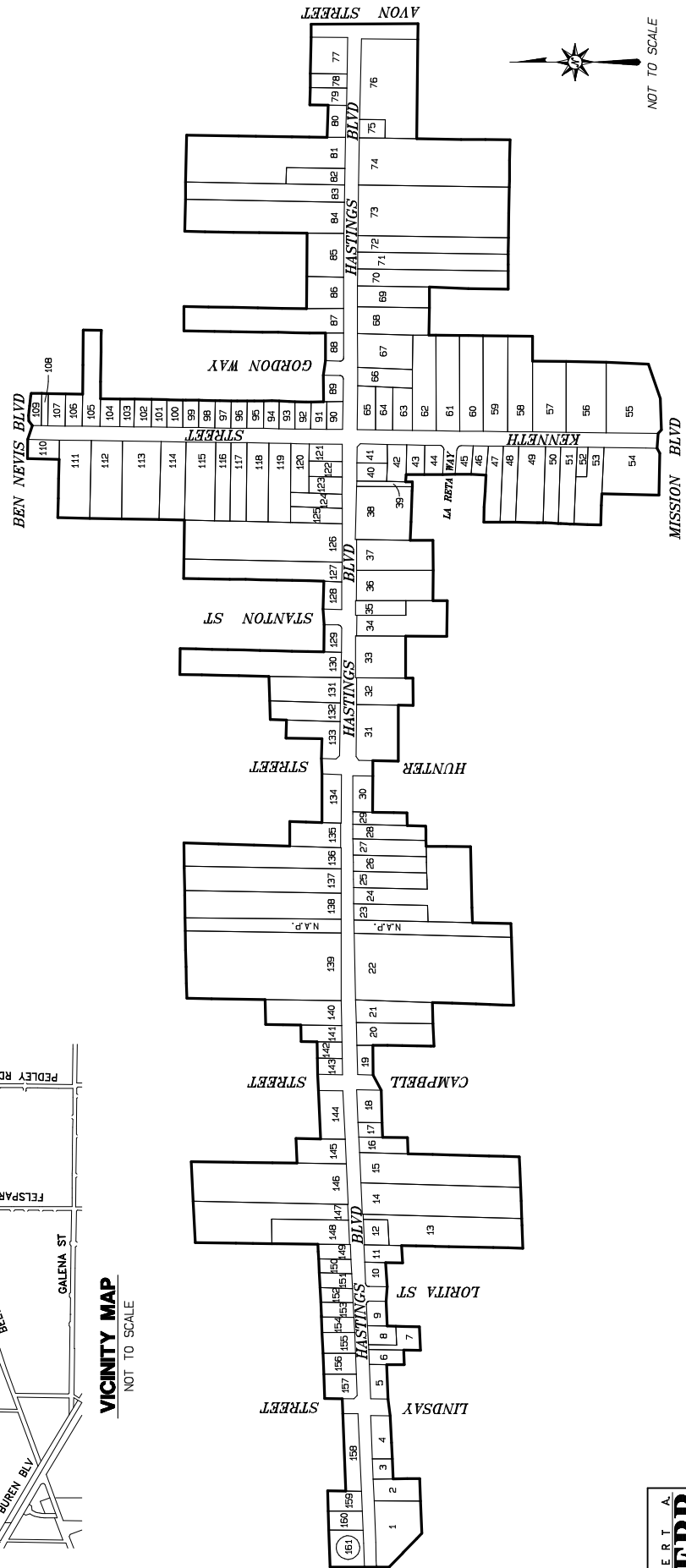


VICINITY MAP
NOT TO SCALE

LEGEND

- 50 LOT NUMBER
- BOUNDARY

THIS ASSESSMENT DIAGRAM CORRECTLY SHOWS EACH SEPARATE LOT OR PARCEL OF LAND INCLUDED WITHIN THE BOUNDARIES OF THE ASSESSMENT DISTRICT. FOR DETAILS CONCERNING THE LINES AND DIMENSIONS OF LOTS OR PARCELS REFER TO THE COUNTY ASSESSOR'S MAPS.



NOT TO SCALE

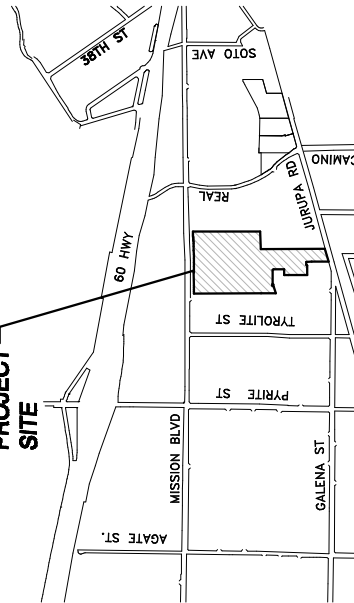
ANNEXATION NO. 27, ZONE BB, TRACT NO. 33675
LIGHTING MAINTENANCE DISTRICT NO. 2001 - 1
JURUPA COMMUNITY SERVICES DISTRICT, COUNTY OF RIVERSIDE, STATE OF CALIFORNIA

THIS ASSESSMENT DIAGRAM CORRECTLY SHOWS EACH SEPARATE LOT OR PARCEL OF LAND INCLUDED WITHIN THE BOUNDARIES OF THE ASSESSMENT DISTRICT. FOR DETAILS CONCERNING THE LINES AND DIMENSIONS OF LOTS OR PARCELS REFER TO THE COUNTY ASSESSOR'S, 2020-2021.

LEGEND


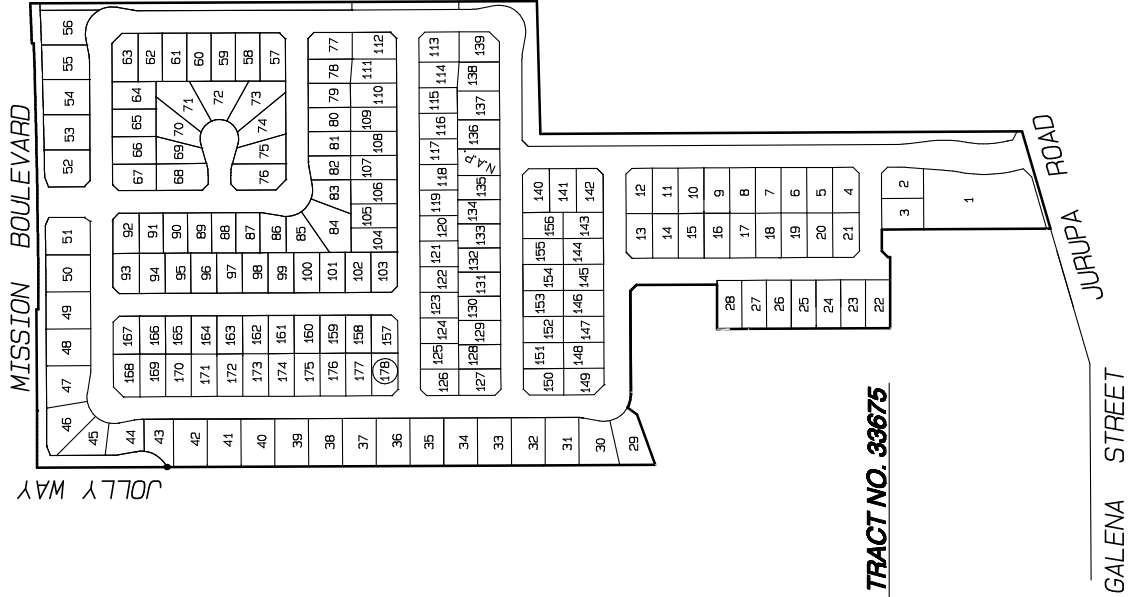
50 LOT NUMBER
BOUNDARY

PROJECT SITE



VICINITY MAP

NOT TO SCALE



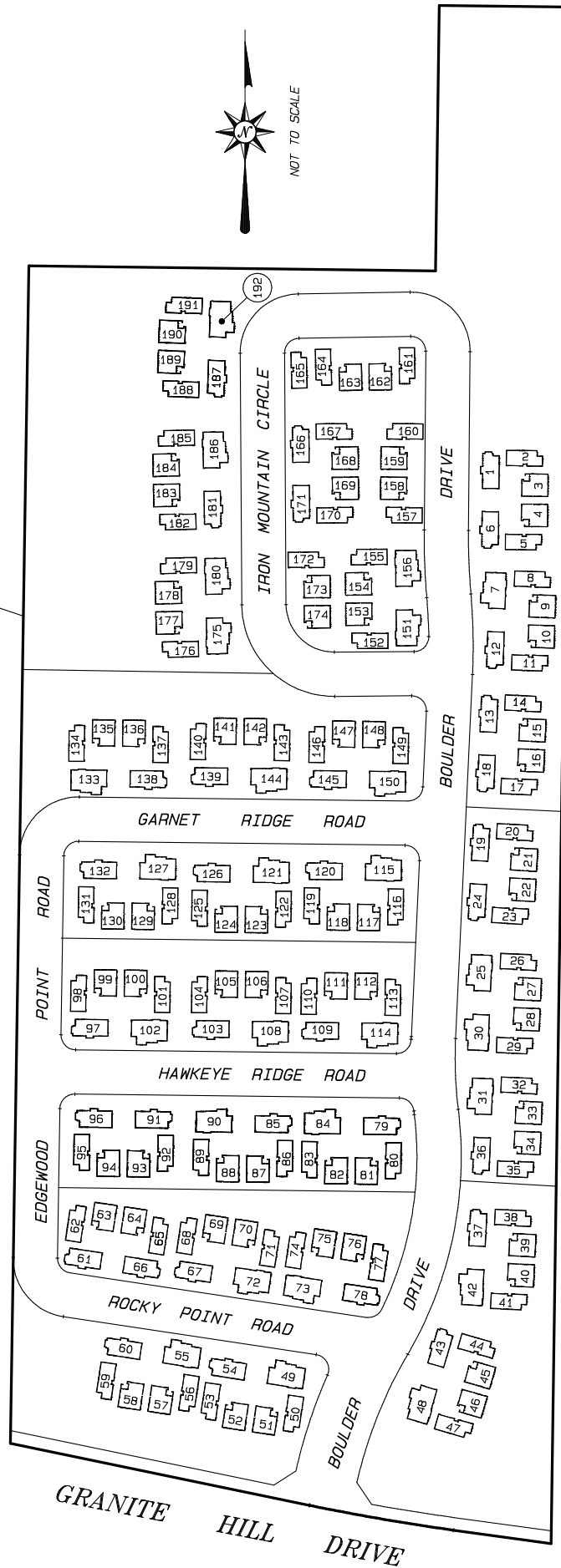
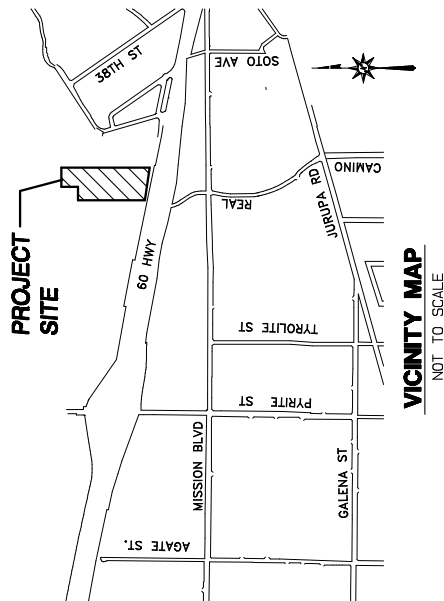
**ANNEXATION NO. 28, ZONE CC, TRACT NO. 28851
LIGHTING MAINTENANCE DISTRICT NO. 2001 - 1
JURUPA COMMUNITY SERVICES DISTRICT, COUNTY OF RIVERSIDE, STATE OF CALIFORNIA**

THIS ASSESSMENT DIAGRAM CORRECTLY SHOWS EACH SEPARATE LOT OR PARCEL OF LAND INCLUDED WITHIN THE BOUNDARIES OF THE ASSESSMENT DISTRICT. FOR DETAILS CONCERNING THE LINES AND DIMENSIONS OF LOTS OR PARCELS REFER TO THE COUNTY ASSESSOR'S MAPS.

LEGEND

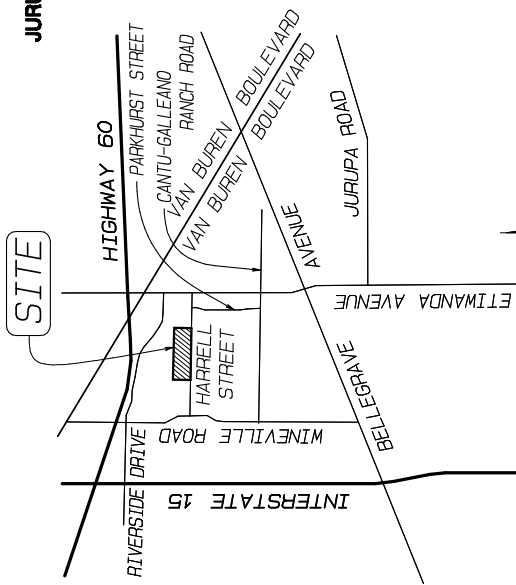
50 LOT NUMBER
— BOUNDARY

TRACT NO. 28851



ALBERT A.
WEBB
ASSOCIATES

ANNEXATION NO. 30, ZONE EE, PLOT PLAN 14420R1
LIGHTING MAINTENANCE DISTRICT NO. 2001 - 1
JURUPA COMMUNITY SERVICES DISTRICT, COUNTY OF RIVERSIDE, STATE OF CALIFORNIA



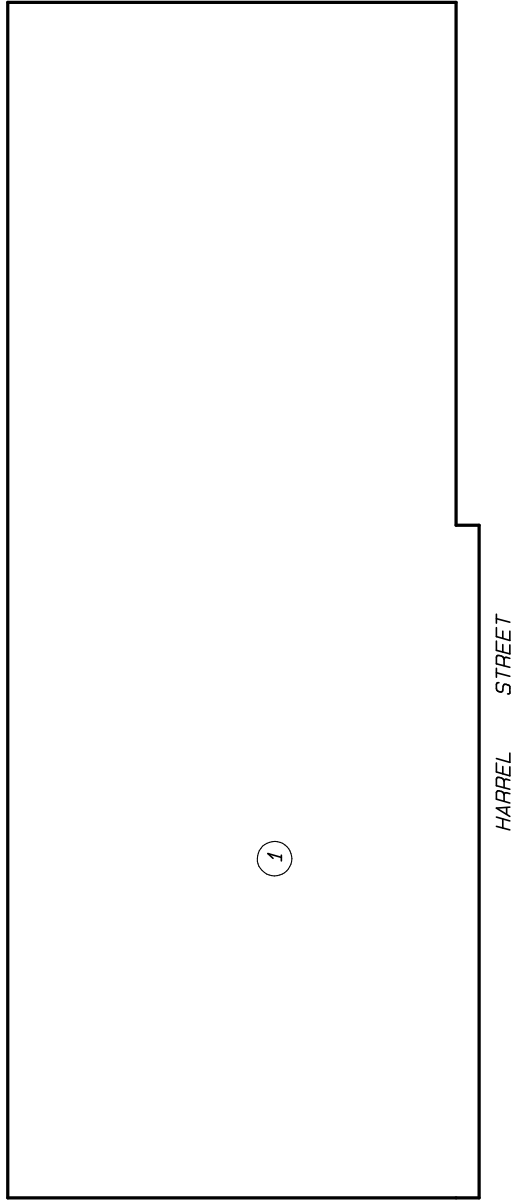
VICINITY MAP
NOT TO SCALE

THIS ASSESSMENT DIAGRAM CORRECTLY SHOWS EACH SEPARATE LOT OR PARCEL OF LAND INCLUDED WITHIN THE BOUNDARIES OF THE ASSESSMENT DISTRICT. FOR DETAILS CONCERNING THE LINES AND DIMENSIONS OF LOTS OR PARCELS REFER TO THE COUNTY ASSESSOR'S MAPS.

LEGEND

— ANNEXATION BOUNDARY

PLOT PLAN 14420R1



HARREL STREET



NOT TO SCALE

ANNEXATION NO. 31, ZONE FF, PLOT PLAN 16216S1

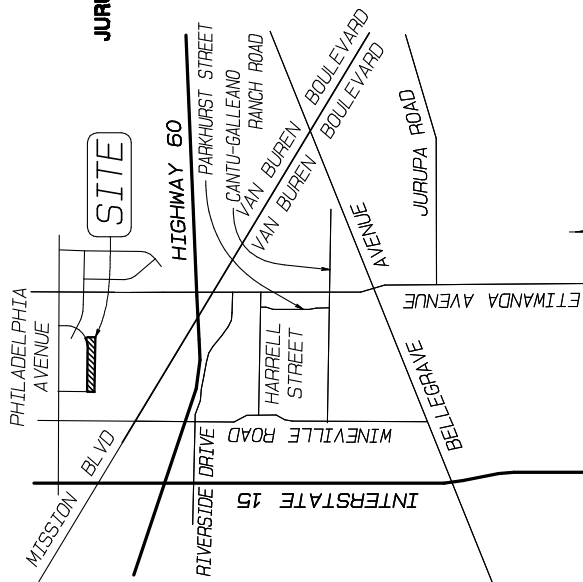
LIGHTING MAINTENANCE DISTRICT NO. 2001 - 1

JURUPA COMMUNITY SERVICES DISTRICT, COUNTY OF RIVERSIDE, STATE OF CALIFORNIA

THIS ASSESSMENT DIAGRAM CORRECTLY SHOWS EACH SEPARATE LOT OR PARCEL OF LAND INCLUDED WITHIN THE BOUNDARIES OF THE ASSESSMENT DISTRICT. FOR DETAILS CONCERNING THE LINES AND DIMENSIONS OF LOTS OR PARCELS REFER TO THE COUNTY ASSESSOR'S MAPS.

LEGEND

50	LOT NUMBER
—	BOUNDARY



VICINITY MAP

NOT TO SCALE

PLOT PLAN NO. 16216S1

VENTURE DRIVE

1



MANITOU COURT

NOT TO SCALE

4. Assessment

Proposition 218 Compliance

On November 5, 1996, California voters approved Proposition 218, entitled “Right to Vote on Taxes Act,” which added Article XIID to the California Constitution. While its title refers only to taxes, Proposition 218 establishes new procedural requirements for the formation and administration of assessment districts.

Proposition 218 does not define the term “streets,” however, based on the opinions of the public agency officials, attorneys, assessment engineers, and Senate Bill 919, it has been determined that streets include all public improvements located within the street rights-of-way. This would include median and parkway landscaping, traffic signals, safety lighting, and street lighting.

Proposition 218 defines “assessment” as “any levy or charge upon real property by an agency for a special benefit conferred upon the real property.” Cal. Const., art. XIID, §2(b). A special assessment, sometimes called a “benefit assessment,” is a charge generally levied upon parcels of real property to pay for benefits the parcels receive from local improvements. Special assessments are levied according to statutory authority granted by the Legislature or, in some instances, local charters. Distinguishing among taxes, fees, and assessments can be difficult and often depends on the context in which the distinction is made. For example, taxes, assessments, and property-related fees all may be imposed on property. The key feature that distinguishes an assessment from a tax, fee, or charge is the existence of a special benefit to real property. Without identifying a special benefit, there can be no assessment.

Distinguishing General and Special Benefit

Proposition 218 added a set of procedures and requirements which a local government must follow to levy an assessment. In addition to notice, hearing, and assessment ballot proceedings, Proposition 218 provides that “only special benefits are assessable” and requires a local government to “separate the general benefits from the special benefits conferred on a parcel.”

By its nature, most public improvements financed through an assessment district contain an element of public benefit. The test is: does there exist, with relation to the improvement, a special benefit to the property assessed? The law requires that portion of the cost of the improvement, which benefits the public generally to be separated from that portion of the cost of the improvement, which specially benefits assessed properties. Proposition 218 provides the following definition of “special benefit”:

“Special Benefit” means a particular and distinct benefit over and above general benefits conferred on real property located in the district or to the public at large. General enhancement of property value does not constitute “special benefit.”

Method of Assessment Apportionment

The “Landscaping and Lighting Act of 1972” and provisions of Article XIID of the California Constitution require that the assessment be apportioned by a formula or method which fairly distributes the net amount among all assessable lots and parcels in proportion to the estimated special benefits to be received by each lot or parcel from the improvements. The act does not specify the method or formula that should be used to apportion the assessment in any special assessment district proceedings. The Services District has retained the firm of Webb Municipal Finance, LLC for the purpose of assisting the Services District in analyzing the facts in this Assessment District and recommending to the Services District the correct apportionment of the assessment obligation.

In performing the analysis, it was necessary to identify the benefits that the improvements being financed render to the properties within the boundaries of the Assessment District and to determine the extent to which such properties receive a direct and special benefit as distinguished from benefits received by the general public. Due to the variation in the nature, location, and extent of the improvements being maintained, the Assessment District

4. Assessment

consists of two (2) Assessment Zones which will be inclusive of all lots within the Assessment District and combined into one total charge per lot.

Special Benefits

Zone 1 consists of all parcels that have street lighting on the street fronting their lots or parcels. This local lighting is of benefit as it provides increased property protection, personal safety, visibility, traffic safety, and directly enhances the appearance of those lots or parcels fronting upon illuminated streets.

Zone 2 consists of the major streets encompassing the Zone 1 parcels. These lights are much brighter than the local streetlights described in Zone 1 and provide both traffic and pedestrian safety on those major streets and intersections that carry the traffic generated by the Zone 1 parcels. These higher intensity streetlights will additionally benefit the Zone 1 parcels as this lighting will discourage illegal activity at night and will directly enhance the property values.

General Benefits

The streetlights described within the two Assessment Zones are required as a condition of the development of the area encompassed by the Assessment District. The lighting is for the direct benefit and enjoyment of those parcels within the Assessment District; therefore, the improvements do not result in any general benefits.

Public Lands

This Assessment District contains a parcel that is owned by the County of Riverside, which is being assessed. The Assessment District also contains a parcel that is owned by the Services District, which is intended to be a well site, and is therefore not being assessed.

Allocation of Special Benefit Assessment

For details regarding the allocation of special benefit, see Cost Estimate Tables 2-1 through 2-25 in Section 2 of the Engineer's Report.

Original Area, Zone A (Tract No. 25085-2): The maximum assessment rate for Fiscal Year 2024-25 is \$153.80 per UOB, which is a 3.20% increase over the prior year's maximum assessment rate of \$149.03. The estimated total cost for Fiscal Year 2024-25, which includes acquisition costs for the purchase of the streetlights, is \$2,047.59. The special benefit assessment will be allocated to parcels within the Zone on a unit of benefit (UOB) basis. The applied assessment rate for Fiscal Year 2024-25, with the addition of Riverside County enrollment fees, will be \$157.95 per UOB. This amount was established by dividing the total approved assessment of \$3,632.85 (the total costs plus any contribution to reserves and enrollment fees) by the number of UOBs (23) within the Zone (TABLE 2-1). The total assessment applicable to each parcel for Fiscal Year 2024-25 is shown on the assessment roll (TABLE 4-1) on file in the office of the Services District Secretary and made a part hereof.

Annexation Area No. 1, Zone B (Tract No. 29490): The maximum assessment rate for Fiscal Year 2024-25 is \$67.43 per UOB, which is a 3.20% increase over the prior year's maximum assessment rate of \$65.34. The estimated total cost for Fiscal Year 2024-25, which includes acquisition costs for the purchase of the streetlights, is \$2,898.93. The special benefit assessment will be allocated to parcels within the Zone on a unit of benefit (UOB) basis. The applied assessment rate for Fiscal Year 2024-25, with the addition of Riverside County enrollment fees, will be \$68.84 per UOB. This amount was established by dividing the total approved assessment of \$5,713.72 (the total costs plus any contribution to reserves and enrollment fees) by the number of UOBs (83) within the Zone (TABLE 2-2). The total assessment applicable to each parcel for Fiscal Year 2024-25 is shown on the assessment roll (TABLE 4-2) on file in the office of the Services District Secretary and made a part hereof.

4. Assessment

Annexation Area No. 2, Zone C (Tract No. 25674): The maximum assessment rate for Fiscal Year 2024-25 is \$152.61 per UOB, which is a 3.20% increase over the prior year's maximum assessment rate of \$147.87. The estimated total cost for Fiscal Year 2024-25, which includes acquisition costs for the purchase of the streetlights, is \$2,097.72. The special benefit assessment will be allocated to parcels within the Zone on a unit of benefit (UOB) basis. The applied assessment rate for Fiscal Year 2024-25, with the addition of Riverside County enrollment fees, will be \$87.71 per UOB. This amount was established by dividing the total approved assessment of \$2,280.46 (the total costs plus any contribution to reserves and enrollment fees) by the number of UOBs (26) within the Zone (TABLE 2-3). The total assessment applicable to each parcel for Fiscal Year 2024-25 is shown on the assessment roll (TABLE 4-3) on file in the office of the Services District Secretary and made a part hereof.

Annexation Area No. 3, Zone D (Tract No. 28808-1): The maximum assessment rate for Fiscal Year 2024-25 is \$158.21 per UOB, which is a 3.20% increase over the prior year's maximum assessment rate of \$153.30. The estimated total cost for Fiscal Year 2024-25, which includes acquisition costs for the purchase of the streetlights, is \$6,446.22. The special benefit assessment will be allocated to parcels within the Zone on a unit of benefit (UOB) basis. The applied assessment rate for Fiscal Year 2024-25, with the addition of Riverside County enrollment fees, will be \$159.62 per UOB. This amount was established by dividing the total approved assessment of \$13,248.46 (the total costs plus any contribution to reserves and enrollment fees) by the number of UOBs (83) within the Zone (TABLE 2-4). The total assessment applicable to each parcel for Fiscal Year 2024-25 is shown on the assessment roll (TABLE 4-4) on file in the office of the Services District Secretary and made a part hereof.

Annexation Area No. 4, Zone E (Plot Plan No. 16756): The maximum assessment rate for Fiscal Year 2024-25 is \$161.53 per UOB, which is a 3.20% increase over the prior year's maximum assessment rate of \$156.52. The estimated total cost for Fiscal Year 2024-25, which includes acquisition costs for the purchase of the streetlights, is \$1,054.35. The special benefit assessment will be allocated to parcels within the Zone on a unit of benefit (UOB) basis. The applied assessment rate for Fiscal Year 2024-25, with the addition of Riverside County enrollment fees, will be \$172.79 per UOB. This amount was established by dividing the total approved assessment of \$1,382.32 (the total costs plus any contribution to reserves and enrollment fees) by the number of UOBs (8) within the Zone (TABLE 2-5). The total assessment applicable to each parcel for Fiscal Year 2024-25 is shown on the assessment roll (TABLE 4-5) on file in the office of the Services District Secretary and made a part hereof.

Annexation Area No. 5, Zone F (Tract No. 28808-2): The maximum assessment rate for Fiscal Year 2024-25 is \$159.44 per UOB, which is a 3.20% increase over the prior year's maximum assessment rate of \$154.49. The estimated total cost for Fiscal Year 2024-25, which includes acquisition costs for the purchase of the streetlights, is \$6,170.95. The special benefit assessment will be allocated to parcels within the Zone on a unit of benefit (UOB) basis. The applied assessment rate for Fiscal Year 2024-25, with the addition of Riverside County enrollment fees, will be \$85.27 per UOB. This amount was established by dividing the total approved assessment of \$6,565.79 (the total costs plus any contribution to reserves and enrollment fees) by the number of UOBs (77) within the Zone (TABLE 2-6). The total assessment applicable to each parcel for Fiscal Year 2024-25 is shown on the assessment roll (TABLE 4-6) on file in the office of the Services District Secretary and made a part hereof.

Annexation Area No. 7, Zone H (Tract No. 30671): The maximum assessment rate for Fiscal Year 2024-25 is \$77.83 per UOB, which is a 3.20% increase over the prior year's maximum assessment rate of \$75.41. The estimated total cost for Fiscal Year 2024-25, which includes acquisition costs for the purchase of the streetlights, is \$762.05. The special benefit assessment will be allocated to parcels within the Zone on a unit of benefit (UOB) basis. The applied assessment rate for Fiscal Year 2024-25, with the addition of Riverside County enrollment fees, will be \$61.96 per UOB. This amount was established by dividing the total approved assessment of \$867.44 (the total costs plus any contribution to reserves and enrollment fees) by the number of UOBs (14) within the Zone (TABLE 2-7). The total assessment applicable to each parcel for Fiscal Year 2024-25 is shown on the assessment roll (TABLE 4-7) on file in the office of the Services District Secretary and made a part hereof.

Annexation Area No. 8, Zone I (Parcel Map No. 29767): The maximum assessment rate for Fiscal Year 2024-25 is \$107.26 per UOB, which is a 3.20% increase over the prior year's maximum assessment rate of \$103.93. The

4. Assessment

estimated total cost for Fiscal Year 2024-25, which includes acquisition costs for the purchase of the streetlights, is \$862.32. However, only the total maximum assessment of \$858.08 will be assessed, and the remainder of the costs will be contributed from the Reserve Fund. The special benefit assessment will be allocated to parcels within the Zone on a unit of benefit (UOB) basis. The applied assessment rate for Fiscal Year 2024-25, with the addition of Riverside County enrollment fees, will be \$118.52 per UOB. This amount was established by dividing the total approved assessment of \$948.16 (the total costs plus enrollment fees) by the number of UOBs (8) within the Zone (TABLE 2-8). The total assessment applicable to each parcel for Fiscal Year 2024-25 is shown on the assessment roll (TABLE 4-8) on file in the office of the Services District Secretary and made a part hereof.

Annexation Area No. 9, Zone J (Tract No. 29725): The maximum assessment rate for Fiscal Year 2024-25 is \$56.37 per UOB, which is a 3.20% increase over the prior year's maximum assessment rate of \$54.62. The estimated total cost for Fiscal Year 2024-25, which includes acquisition costs for the purchase of the streetlights, is \$3,174.20. The special benefit assessment will be allocated to parcels within the Zone on a unit of benefit (UOB) basis. The applied assessment rate for Fiscal Year 2024-25, with the addition of Riverside County enrollment fees, will be \$57.47 per UOB. This amount was established by dividing the total approved assessment of \$6,781.46 (the total costs plus any contribution to reserves and enrollment fees) by the number of UOBs (118) within the Zone (TABLE 2-9). The total assessment applicable to each parcel for Fiscal Year 2024-25 is shown on the assessment roll (TABLE 4-9) on file in the office of the Services District Secretary and made a part hereof.

Annexation Area No. 10, Zone K (Tract No. 28808-F): The maximum assessment rate for Fiscal Year 2024-25 is \$125.35 per UOB, which is a 3.20% increase over the prior year's maximum assessment rate of \$121.46. The estimated total cost for Fiscal Year 2024-25, which includes acquisition costs for the purchase of the streetlights, is \$1,095.97. However, only the total maximum assessment of \$752.10 will be assessed, and the remainder of the costs will be contributed from the Reserve Fund. The special benefit assessment will be allocated to parcels within the Zone on a unit of benefit (UOB) basis. The applied assessment rate for Fiscal Year 2024-25, with the addition of Riverside County enrollment fees, will be \$140.25 per UOB. This amount was established by dividing the total approved assessment of \$841.50 (the total costs plus enrollment fees) by the number of UOBs (6) within the Zone (TABLE 2-10). The total assessment applicable to each parcel for Fiscal Year 2024-25 is shown on the assessment roll (TABLE 4-10) on file in the office of the Services District Secretary and made a part hereof.

Annexation Area No. 11, Zone L (Tract No. 24686): The maximum assessment rate for Fiscal Year 2024-25 is \$81.98 per UOB, which is a 3.20% increase over the prior year's maximum assessment rate of \$79.44. The estimated total cost for Fiscal Year 2024-25, which includes acquisition costs for the purchase of the streetlights, is \$1,187.73. The special benefit assessment will be allocated to parcels within the Zone on a unit of benefit (UOB) basis. The applied assessment rate for Fiscal Year 2024-25, with the addition of Riverside County enrollment fees, will be \$86.70 per UOB. This amount was established by dividing the total approved assessment of \$1,734.00 (the total costs plus any contribution to reserves and enrollment fees) by the number of UOBs (20) within the Zone (TABLE 2-11). The total assessment applicable to each parcel for Fiscal Year 2024-25 is shown on the assessment roll (TABLE 4-11) on file in the office of the Services District Secretary and made a part hereof.

Annexation Area No. 12, Zone M (Tract No. 22565): The maximum assessment rate for Fiscal Year 2024-25 is \$98.41 per UOB, which is a 3.20% increase over the prior year's maximum assessment rate of \$95.36. The estimated total cost for Fiscal Year 2024-25, which includes acquisition costs for the purchase of the streetlights, is \$1,713.67. The special benefit assessment will be allocated to parcels within the Zone on a unit of benefit (UOB) basis. The applied assessment rate for Fiscal Year 2024-25, with the addition of Riverside County enrollment fees, will be \$101.41 per UOB. This amount was established by dividing the total approved assessment of \$3,346.53 (the total costs plus any contribution to reserves and enrollment fees) by the number of UOBs (33) within the Zone (TABLE 2-12). The total assessment applicable to each parcel for Fiscal Year 2024-25 is shown on the assessment roll (TABLE 4-12) on file in the office of the Services District Secretary and made a part hereof.

Annexation Area No. 13, Zone N (CUP No. 3264): The maximum assessment rate for Fiscal Year 2024-25 is \$421.75 per UOB, which is a 3.20% increase over the prior year's maximum assessment rate of \$408.66. The estimated

4. Assessment

total cost for Fiscal Year 2024-25, which includes acquisition costs for the purchase of the streetlights, is \$670.30. However, only the total maximum assessment of \$421.75 will be assessed, and the remainder of the costs will be contributed from the Reserve Fund. The special benefit assessment will be allocated to parcels within the Zone on a unit of benefit (UOB) basis. The applied assessment rate for Fiscal Year 2024-25, with the addition of Riverside County enrollment fees, will be \$509.34 per UOB. This amount was established by dividing the total approved assessment of \$509.34 (the total costs plus enrollment fees) by the number of UOBs (1) within the Zone (TABLE 2-13). The total assessment applicable to each parcel for Fiscal Year 2024-25 is shown on the assessment roll (TABLE 4-13) on file in the office of the Services District Secretary and made a part hereof.

Annexation Area No. 14, Zone O (Plot Plan No. 16686): The maximum assessment rate for Fiscal Year 2024-25 is \$631.41 per UOB, which is a 3.20% increase over the prior year's maximum assessment rate of \$611.82. The estimated total cost for Fiscal Year 2024-25, which includes acquisition costs for the purchase of the streetlights, is \$1,630.43. The special benefit assessment will be allocated to parcels within the Zone on a unit of benefit (UOB) basis. The applied assessment rate for Fiscal Year 2024-25, with the addition of Riverside County enrollment fees, will be \$653.58 per UOB. This amount was established by dividing the total approved assessment of \$2,614.32 (the total costs plus any contribution to reserves and enrollment fees) by the number of UOBs (4) within the Zone (TABLE 2-14). The total assessment applicable to each parcel for Fiscal Year 2024-25 is shown on the assessment roll (TABLE 4-14) on file in the office of the Services District Secretary and made a part hereof.

Annexation Area No. 15, Zone P (Plot Plan No. 16937): The maximum assessment rate for Fiscal Year 2024-25 is \$1,078.31 per UOB, which is a 3.20% increase over the prior year's maximum assessment rate of \$1,044.85. The estimated total cost for Fiscal Year 2024-25, which includes acquisition costs for the purchase of the streetlights, is \$3,934.74. The special benefit assessment will be allocated to parcels within the Zone on a unit of benefit (UOB) basis. The applied assessment rate for Fiscal Year 2024-25, with the addition of Riverside County enrollment fees, will be \$1,091.13 per UOB. This amount was established by dividing the total approved assessment of \$6,546.78 (the total costs plus any contribution to reserves and enrollment fees) by the number of UOBs (6) within the Zone (TABLE 2-15). The total assessment applicable to each parcel for Fiscal Year 2024-25 is shown on the assessment roll (TABLE 4-15) on file in the office of the Services District Secretary and made a part hereof.

Annexation Area No. 16, Zone Q (Tract No. 30288): The maximum assessment rate for Fiscal Year 2024-25 is \$32.98 per UOB, which is a 3.20% increase over the prior year's maximum assessment rate of \$31.96. The estimated total cost for Fiscal Year 2024-25, which includes acquisition costs for the purchase of the streetlights, is \$1,246.37. The special benefit assessment will be allocated to parcels within the Zone on a unit of benefit (UOB) basis. The applied assessment rate for Fiscal Year 2024-25, with the addition of Riverside County enrollment fees, will be \$17.61 per UOB. This amount was established by dividing the total approved assessment of \$1,408.80 (the total costs plus any contribution to reserves and enrollment fees) by the number of UOBs (80) within the Zone (TABLE 2-16). The total assessment applicable to each parcel for Fiscal Year 2024-25 is shown on the assessment roll (TABLE 4-16) on file in the office of the Services District Secretary and made a part hereof.

Annexation Area No. 17, Zone R (Tract No. 31301): The maximum assessment rate for Fiscal Year 2024-25 is \$159.19 per UOB, which is a 3.20% increase over the prior year's maximum assessment rate of \$154.25. The estimated total cost for Fiscal Year 2024-25, which includes acquisition costs for the purchase of the streetlights, is \$2,464.75. The special benefit assessment will be allocated to parcels within the Zone on a unit of benefit (UOB) basis. The applied assessment rate for Fiscal Year 2024-25, with the addition of Riverside County enrollment fees, will be \$85.66 per UOB. This amount was established by dividing the total approved assessment of \$2,655.46 (the total costs plus any contribution to reserves and enrollment fees) by the number of UOBs (31) within the Zone (TABLE 2-17). The total assessment applicable to each parcel for Fiscal Year 2024-25 is shown on the assessment roll (TABLE 4-17) on file in the office of the Services District Secretary and made a part hereof.

Annexation Area No. 19, Zone T (Tract No. 28698): The maximum assessment rate for Fiscal Year 2024-25 is \$161.53 per UOB, which is a 3.20% increase over the prior year's maximum assessment rate of \$156.52. The estimated total cost for Fiscal Year 2024-25, which includes acquisition costs for the purchase of the streetlights,

4. Assessment

is \$2,002.76. The special benefit assessment will be allocated to parcels within the Zone on a unit of benefit (UOB) basis. The applied assessment rate for Fiscal Year 2024-25, with the addition of Riverside County enrollment fees, will be \$166.74 per UOB. This amount was established by dividing the total approved assessment of \$3,001.32 (the total costs plus any contribution to reserves and enrollment fees) by the number of UOBs (18) within the Zone (TABLE 2-18). The total assessment applicable to each parcel for Fiscal Year 2024-25 is shown on the assessment roll (TABLE 4-18) on file in the office of the Services District Secretary and made a part hereof.

Annexation Area No. 20, Zone U (Parcel Map No. 31081): The maximum assessment rate for Fiscal Year 2024-25 is \$358.53 per UOB, which is a 3.20% increase over the prior year's maximum assessment rate of \$347.40. The estimated total cost for Fiscal Year 2024-25, which includes acquisition costs for the purchase of the streetlights, is \$2,014.48. The special benefit assessment will be allocated to parcels within the Zone on a unit of benefit (UOB) basis. The applied assessment rate for Fiscal Year 2024-25, with the addition of Riverside County enrollment fees, will be \$274.68 per UOB. This amount was established by dividing the total approved assessment of \$2,197.44 (the total costs plus any contribution to reserves and enrollment fees) by the number of UOBs (8) within the Zone (TABLE 2-19). The total assessment applicable to each parcel for Fiscal Year 2024-25 is shown on the assessment roll (TABLE 4-19) on file in the office of the Services District Secretary and made a part hereof.

Annexation Area No. 21, Zone V (Tract No. 32124): Per instruction from the Jurupa Community Services District, beginning in Fiscal Year 2017-18 Annexation 21, Zone V, will no longer be assessed as a part of LMD 2001-1 as the 14 streetlights Zone V was designed to fund are owned and maintained by the City of Jurupa Valley.

Annexation Area No. 23, Zone X (Tract No. 31875): The maximum assessment rate for Fiscal Year 2024-25 is \$138.81 per UOB, which is a 3.20% increase over the prior year's maximum assessment rate of \$134.50. The estimated total cost for Fiscal Year 2024-25, which includes acquisition costs for the purchase of the streetlights, is \$1,187.73. The special benefit assessment will be allocated to parcels within the Zone on a unit of benefit (UOB) basis. The applied assessment rate for Fiscal Year 2024-25, with the addition of Riverside County enrollment fees, will be \$145.40 per UOB. This amount was established by dividing the total approved assessment of \$2,035.60 (the total costs plus any contribution to reserves and enrollment fees) by the number of UOBs (14) within the Zone (TABLE 2-20). The total assessment applicable to each parcel for Fiscal Year 2024-25 is shown on the assessment roll (TABLE 4-20) on file in the office of the Services District Secretary and made a part hereof.

Annexation Area No. 24, Zone Y (Tract No. 31635): The maximum assessment rate for Fiscal Year 2024-25 is \$124.81 per UOB, which is a 3.20% increase over the prior year's maximum assessment rate of \$120.94. The estimated total cost for Fiscal Year 2024-25, which includes acquisition costs for the purchase of the streetlights, is \$1,187.73. The special benefit assessment will be allocated to parcels within the Zone on a unit of benefit (UOB) basis. The applied assessment rate for Fiscal Year 2024-25, with the addition of Riverside County enrollment fees, will be \$43.96 per UOB. This amount was established by dividing the total approved assessment of \$1,318.80 (the total costs plus any contribution to reserves and enrollment fees) by the number of UOBs (30) within the Zone (TABLE 2-21). The total assessment applicable to each parcel for Fiscal Year 2024-25 is shown on the assessment roll (TABLE 4-21) on file in the office of the Services District Secretary and made a part hereof.

Annexation Area No. 25, Zone Z (Hastings Blvd. and Kenneth St.): The maximum assessment rate for Fiscal Year 2024-25 is \$81.49 per UOB, which is a 3.20% increase over the prior year's maximum assessment rate of \$78.96. The estimated total cost for Fiscal Year 2024-25, which includes acquisition costs for the purchase of the streetlights, is \$10,129.73. The special benefit assessment will be allocated to parcels within the Zone on a unit of benefit (UOB) basis. The applied assessment rate for Fiscal Year 2024-25, with the addition of Riverside County enrollment fees, will be \$67.97 per UOB. This amount was established by dividing the total approved assessment of \$10,943.17 (the total costs plus any contribution to reserves and enrollment fees) by the number of UOBs (161) within the Zone (TABLE 2-22). The total assessment applicable to each parcel for Fiscal Year 2024-25 is shown on the assessment roll (TABLE 4-22) on file in the office of the Services District Secretary and made a part hereof.

4. Assessment

Annexation Area No. 27, Zone BB (Tract No. 33675): Per instruction from the Jurupa Community Services District, beginning in Fiscal Year 2020-21, Annexation 27, Zone BB, is no longer be assessed as a part of LMD 2001-1 as the streetlights Zone BB was designed to fund are owned and maintained by the City of Jurupa Valley.

Annexation Area No. 28, Zone CC (Tract No. 28851): The maximum assessment rate for Fiscal Year 2024-25 is \$5.77 per UOB, which is a 3.20% increase over the prior year's maximum assessment rate of \$5.59. The estimated total cost for Fiscal Year 2024-25, which includes acquisition costs for the purchase of the streetlights, is \$762.05. The special benefit assessment will be allocated to parcels within the Zone on a unit of benefit (UOB) basis. The applied assessment rate for Fiscal Year 2024-25, with the addition of Riverside County enrollment fees, will be \$6.58 per UOB. This amount was established by dividing the total approved assessment of \$1,263.36 (the total costs plus any contribution to reserves and enrollment fees) by the number of UOBs (192) within the Zone (TABLE 2-23). The total assessment applicable to each parcel for Fiscal Year 2024-25 is shown on the assessment roll (TABLE 4-23) on file in the office of the Services District Secretary and made a part hereof.

Annexation Area No. 30, Zone EE (Plot Plan 14420R1): The maximum assessment rate for Fiscal Year 2024-25 is \$841.08 per UOB, which is a 3.20% increase over the prior year's maximum assessment rate of \$814.98. The estimated total cost for Fiscal Year 2024-25, which includes acquisition costs for the purchase of the streetlights, is \$1,054.35. However, only the total maximum assessment of \$841.08 will be assessed, and the remainder of the costs will be contributed from the Reserve Fund. The special benefit assessment will be allocated to parcels within the Zone on a unit of benefit (UOB) basis. The applied assessment rate for Fiscal Year 2024-25, with the addition of Riverside County enrollment fees, will be \$928.67 per UOB. This amount was established by dividing the total approved assessment of \$928.67 (the total costs plus enrollment fees) by the number of UOBs (1) within the Zone (TABLE 2-24). The total assessment applicable to each parcel for Fiscal Year 2024-25 is shown on the assessment roll (TABLE 4-24) on file in the office of the Services District Secretary and made a part hereof.

Annexation Area No. 31, Zone FF (Plot Plan 16216S1): The maximum assessment rate for Fiscal Year 2024-25 is \$1,275.08 per UOB, which is a 3.20% increase over the prior year's maximum assessment rate of \$1,235.51. The estimated total cost for Fiscal Year 2024-25, which includes acquisition costs for the purchase of the streetlights, is \$1,438.40. However, only the total maximum assessment of \$1,275.08 will be assessed, and the remainder of the costs will be contributed from the Reserve Fund. The special benefit assessment will be allocated to parcels within the Zone on a unit of benefit (UOB) basis. The applied assessment rate for Fiscal Year 2024-25, with the addition of Riverside County enrollment fees, will be \$1,362.67 per UOB. This amount was established by dividing the total approved assessment of \$1,362.67 (the total costs plus enrollment fees) by the number of UOBs (1) within the Zone (TABLE 2-25). The total assessment applicable to each parcel for Fiscal Year 2024-25 is shown on the assessment roll (TABLE 4-25) on file in the office of the Services District Secretary and made a part hereof.

Transfer of specific Annexation Areas to the City of Eastvale: On January 24th of 2022, Annexation Areas G, S, and W were transferred to the administration of the City of Eastvale via Resolution No. 3200 during the regularly scheduled board meeting. Commencing with Fiscal Year 2022-23, the City of Eastvale became responsible for the preparation of the Annual Engineer's Report and the Annual Levy for all Lighting LMD Zones within the City of Eastvale boundaries.

Future Maximum Annual Assessments

The assessments will be levied on an annual basis for as long as the services are rendered and the amount of the assessment to be levied on each such parcel in each subsequent fiscal year shall be increased by the percentage increase, if any, in the cost of electric power which the Services District will pay to Southern California Edison Company, or any successor thereto, for electric power for the operation and maintenance of the streetlights for each such fiscal year, so that the total amount of the assessments on all such lots and parcels will not be less than the Services District's costs, including the cost of electric power, for the operation and maintenance of streetlights in each such fiscal year. For Fiscal Year 2024-25, the annual increase in the Maximum Assessment Rate for each

4. Assessment

Zone was calculated based upon the weighted average increase in LS-1 rates 39w LED and LS-2 rates 22w LED lamps and 84w LED lamps over the prior Fiscal Year. The Maximum Assessment Rate for each Zone has increased 3.20% for FY 2024-25.

In March 2019, the majority of the streetlights within the Services District were purchased from Southern California Edison (SCE), with the exception of a few streetlights that were not available for purchase. Prior to the purchase, SCE charged the City for both energy and operations and maintenance using the LS-1 Rate Schedule, which is updated periodically throughout the year, for all of the streetlights in the Services District. Since the purchase, SCE continues to charge the City using the LS-1 SCE Rate Schedule for all streetlights owned and maintained by SCE; however, for the streetlights purchased by the City, delivery-related, generation, and regulatory charges are now assessed based on the LS-2 Rate Schedule and The Services District has assumed responsibility for operations and maintenance, as can be seen in the Section 2 Cost Estimates (Tables 2-1 to 2-25).

All streetlights have been retrofitted, replacing the existing high-pressure sodium vapor (HPSV) lamps with energy efficient light-emitting diode (LED) lamps. As a result, the energy rates used to estimate costs for the City-owned streetlights are the LED rates from the LS-2 Rate Schedule, with a Public Utilities Commission effective date of March 1, 2024. The streetlights that were not available for purchase are still owned and operated by SCE and the costs have been based on the LS-1 E Rate Schedule with a Public Utilities Commission effective date of March 1, 2024.

As new parcels are annexed into the Assessment District, they will be subject to the same method of assessment apportionment as contained herein.

Duration

The duration of the assessments will be for as long as the lighting maintenance services are provided.

TABLE 4-1
JURUPA COMMUNITY SERVICES DISTRICT
LIGHTING MAINTENANCE DISTRICT 2001-1
LMD PRELIMINARY ROLL REPORT, FY 2024-25
ORIGINAL AREA, ZONE A
TRACT NO. 25085-2

PIN	UOB	ASSESSMENT
183-471-001	1	\$157.95
183-471-002	1	\$157.95
183-471-003	1	\$157.95
183-471-004	1	\$157.95
183-471-005	1	\$157.95
183-471-006	1	\$157.95
183-471-007	1	\$157.95
183-471-008	1	\$157.95
183-471-009	1	\$157.95
183-471-010	1	\$157.95
183-471-011	1	\$157.95
183-471-012	1	\$157.95
183-472-001	1	\$157.95
183-472-002	1	\$157.95
183-472-003	1	\$157.95
183-472-004	1	\$157.95
183-472-005	1	\$157.95
183-472-006	1	\$157.95
183-472-007	1	\$157.95
183-472-008	1	\$157.95
183-472-009	1	\$157.95
183-472-010	1	\$157.95
183-472-011	1	\$157.95
Totals	23	\$3,632.85

TABLE 4-2
JURUPA COMMUNITY SERVICES DISTRICT
LIGHTING MAINTENANCE DISTRICT 2001-1
LMD PRELIMINARY ROLL REPORT, FY 2024-25
ANNEXATION NO. 1, ZONE B
TRACT NO. 29490

PIN	UOB	ASSESSMENT
169-171-001	1	\$68.84
169-171-002	1	\$68.84
169-171-003	1	\$68.84
169-171-004	1	\$68.84
169-171-005	1	\$68.84
169-171-006	1	\$68.84
169-171-007	1	\$68.84
169-171-008	1	\$68.84
169-171-009	1	\$68.84
169-171-010	1	\$68.84
169-171-011	1	\$68.84
169-171-012	1	\$68.84
169-172-001	1	\$68.84
169-172-002	1	\$68.84
169-172-003	1	\$68.84
169-172-004	1	\$68.84
169-172-005	1	\$68.84
169-172-006	1	\$68.84
169-172-007	1	\$68.84
169-172-008	1	\$68.84
169-172-009	1	\$68.84
169-172-010	1	\$68.84
169-172-011	1	\$68.84
169-172-012	1	\$68.84
169-172-013	1	\$68.84
169-172-014	1	\$68.84
169-172-015	1	\$68.84
169-172-016	1	\$68.84
169-172-017	1	\$68.84
169-172-018	1	\$68.84
169-172-019	1	\$68.84
169-172-020	1	\$68.84
169-172-021	1	\$68.84
169-172-022	1	\$68.84
169-172-023	1	\$68.84
169-172-024	1	\$68.84
169-172-025	1	\$68.84
169-172-026	1	\$68.84
169-172-027	1	\$68.84
169-172-028	1	\$68.84
169-172-029	1	\$68.84
169-172-030	1	\$68.84
169-172-031	1	\$68.84
169-172-032	1	\$68.84
169-172-033	1	\$68.84
169-172-034	1	\$68.84
169-172-035	1	\$68.84
169-172-036	1	\$68.84
169-172-037	1	\$68.84

TABLE 4-2
JURUPA COMMUNITY SERVICES DISTRICT
LIGHTING MAINTENANCE DISTRICT 2001-1
LMD PRELIMINARY ROLL REPORT, FY 2024-25
ANNEXATION NO. 1, ZONE B
TRACT NO. 29490

PIN	UOB	ASSESSMENT
169-172-038	1	\$68.84
169-172-039	1	\$68.84
169-172-040	1	\$68.84
169-172-041	1	\$68.84
169-172-042	1	\$68.84
169-172-043	1	\$68.84
169-172-044	1	\$68.84
169-172-045	1	\$68.84
169-172-046	1	\$68.84
169-172-047	1	\$68.84
169-172-048	1	\$68.84
169-172-049	1	\$68.84
169-172-050	1	\$68.84
169-172-051	1	\$68.84
169-172-052	1	\$68.84
169-172-053	1	\$68.84
169-172-054	1	\$68.84
169-172-055	1	\$68.84
169-172-056	1	\$68.84
169-172-057	1	\$68.84
169-172-058	1	\$68.84
169-172-059	1	\$68.84
169-172-060	1	\$68.84
169-172-061	1	\$68.84
169-172-062	1	\$68.84
169-172-063	1	\$68.84
169-172-064	1	\$68.84
169-172-065	1	\$68.84
169-172-066	1	\$68.84
169-172-067	1	\$68.84
169-172-068	1	\$68.84
169-172-069	1	\$68.84
169-172-070	1	\$68.84
169-172-071	1	\$68.84
Totals	83	\$5,713.72

TABLE 4-3
JURUPA COMMUNITY SERVICES DISTRICT
LIGHTING MAINTENANCE DISTRICT 2001-1
LMD PRELIMINARY ROLL REPORT, FY 2024-25
ANNEXATION NO. 2, ZONE C
TRACT NO. 25674

PIN	UOB	ASSESSMENT
183-491-001	1	\$87.71
183-491-002	1	\$87.71
183-491-003	1	\$87.71
183-491-004	1	\$87.71
183-491-005	1	\$87.71
183-491-006	1	\$87.71
183-491-007	1	\$87.71
183-491-008	1	\$87.71
183-491-009	1	\$87.71
183-491-010	1	\$87.71
183-491-011	1	\$87.71
183-492-001	1	\$87.71
183-492-002	1	\$87.71
183-493-001	1	\$87.71
183-493-002	1	\$87.71
183-493-003	1	\$87.71
183-493-004	1	\$87.71
183-493-005	1	\$87.71
183-493-006	1	\$87.71
183-493-007	1	\$87.71
183-493-008	1	\$87.71
183-493-009	1	\$87.71
183-493-010	1	\$87.71
183-493-011	1	\$87.71
183-493-012	1	\$87.71
183-493-013	1	\$87.71
Totals	26	\$2,280.46

TABLE 4-4
JURUPA COMMUNITY SERVICES DISTRICT
LIGHTING MAINTENANCE DISTRICT 2001-1
LMD PRELIMINARY ROLL REPORT, FY 2024-25
ANNEXATION NO. 3, ZONE D
TRACT NO. 28808-1

PIN	UOB	ASSESSMENT
167-350-001	1	\$159.62
167-350-002	1	\$159.62
167-350-003	1	\$159.62
167-350-004	1	\$159.62
167-350-005	1	\$159.62
167-350-006	1	\$159.62
167-350-007	1	\$159.62
167-350-008	1	\$159.62
167-360-001	1	\$159.62
167-360-002	1	\$159.62
167-360-003	1	\$159.62
167-360-004	1	\$159.62
167-360-005	1	\$159.62
167-360-006	1	\$159.62
167-360-007	1	\$159.62
167-360-008	1	\$159.62
167-360-009	1	\$159.62
167-360-010	1	\$159.62
167-361-001	1	\$159.62
167-361-002	1	\$159.62
167-361-003	1	\$159.62
167-361-004	1	\$159.62
167-361-005	1	\$159.62
167-361-006	1	\$159.62
167-351-001	1	\$159.62
167-351-002	1	\$159.62
167-351-003	1	\$159.62
167-351-004	1	\$159.62
167-351-005	1	\$159.62
167-351-006	1	\$159.62
167-351-007	1	\$159.62
167-351-008	1	\$159.62
167-351-009	1	\$159.62
167-351-010	1	\$159.62
167-351-011	1	\$159.62
167-351-012	1	\$159.62
167-351-013	1	\$159.62
167-351-014	1	\$159.62
167-351-015	1	\$159.62
167-351-016	1	\$159.62
167-351-017	1	\$159.62
167-361-007	1	\$159.62
167-361-008	1	\$159.62
167-360-011	1	\$159.62
167-360-012	1	\$159.62
167-360-013	1	\$159.62
167-360-014	1	\$159.62
167-360-015	1	\$159.62
167-360-016	1	\$159.62

TABLE 4-4
JURUPA COMMUNITY SERVICES DISTRICT
LIGHTING MAINTENANCE DISTRICT 2001-1
LMD PRELIMINARY ROLL REPORT, FY 2024-25
ANNEXATION NO. 3, ZONE D
TRACT NO. 28808-1

PIN	UOB	ASSESSMENT
167-360-017	1	\$159.62
167-360-018	1	\$159.62
167-380-001	1	\$159.62
167-380-002	1	\$159.62
167-380-003	1	\$159.62
167-380-004	1	\$159.62
167-380-005	1	\$159.62
167-362-001	1	\$159.62
167-362-002	1	\$159.62
167-362-003	1	\$159.62
167-362-004	1	\$159.62
167-362-005	1	\$159.62
167-362-006	1	\$159.62
167-362-007	1	\$159.62
167-362-008	1	\$159.62
167-362-009	1	\$159.62
167-370-001	1	\$159.62
167-370-002	1	\$159.62
167-370-003	1	\$159.62
167-370-004	1	\$159.62
167-370-005	1	\$159.62
167-370-006	1	\$159.62
167-370-007	1	\$159.62
167-370-008	1	\$159.62
167-371-001	1	\$159.62
167-371-002	1	\$159.62
167-371-003	1	\$159.62
167-371-004	1	\$159.62
167-371-005	1	\$159.62
167-371-006	1	\$159.62
167-371-007	1	\$159.62
167-371-008	1	\$159.62
167-371-009	1	\$159.62
167-371-010	1	\$159.62
Totals	83	\$13,248.46

TABLE 4-5
JURUPA COMMUNITY SERVICES DISTRICT
LIGHTING MAINTENANCE DISTRICT 2001-1
LMD PRELIMINARY ROLL REPORT, FY 2024-25
ANNEXATION NO. 4, ZONE E
PLOT PLAN NO. 16756

	PIN	UOB	ASSESSMENT
	163-400-042	1	\$172.79
	163-400-045	1	\$172.79
	163-400-044	1	\$172.79
	163-400-040	1	\$172.79
	163-400-041	1	\$172.79
	163-400-038	1	\$172.79
	163-400-037	1	\$172.79
	163-400-036	1	\$172.79
Totals	8	8	\$1,382.32

TABLE 4-6
JURUPA COMMUNITY SERVICES DISTRICT
LIGHTING MAINTENANCE DISTRICT 2001-1
LMD PRELIMINARY ROLL REPORT, FY 2024-25
ANNEXATION NO. 5, ZONE F
TRACT NO. 28808-2

PIN	UOB	ASSESSMENT
167-381-001	1	\$85.27
167-381-002	1	\$85.27
167-381-003	1	\$85.27
167-381-004	1	\$85.27
167-381-005	1	\$85.27
167-381-006	1	\$85.27
167-381-007	1	\$85.27
167-381-008	1	\$85.27
167-381-009	1	\$85.27
167-381-010	1	\$85.27
167-380-006	1	\$85.27
167-380-007	1	\$85.27
167-380-008	1	\$85.27
167-380-009	1	\$85.27
167-380-010	1	\$85.27
167-400-001	1	\$85.27
167-400-002	1	\$85.27
167-400-003	1	\$85.27
167-400-004	1	\$85.27
167-400-005	1	\$85.27
167-400-006	1	\$85.27
167-400-007	1	\$85.27
167-400-008	1	\$85.27
167-400-009	1	\$85.27
167-401-001	1	\$85.27
167-401-002	1	\$85.27
167-401-003	1	\$85.27
167-401-004	1	\$85.27
167-401-005	1	\$85.27
167-401-006	1	\$85.27
167-382-001	1	\$85.27
167-382-002	1	\$85.27
167-382-003	1	\$85.27
167-382-004	1	\$85.27
167-382-005	1	\$85.27
167-382-006	1	\$85.27
167-382-007	1	\$85.27
167-382-008	1	\$85.27
167-382-009	1	\$85.27
167-390-001	1	\$85.27
167-390-002	1	\$85.27
167-390-003	1	\$85.27
167-390-004	1	\$85.27
167-390-005	1	\$85.27
167-390-006	1	\$85.27
167-390-007	1	\$85.27
167-390-008	1	\$85.27
167-390-009	1	\$85.27
167-390-010	1	\$85.27

TABLE 4-6
JURUPA COMMUNITY SERVICES DISTRICT
LIGHTING MAINTENANCE DISTRICT 2001-1
LMD PRELIMINARY ROLL REPORT, FY 2024-25
ANNEXATION NO. 5, ZONE F
TRACT NO. 28808-2

PIN	UOB	ASSESSMENT
167-390-011	1	\$85.27
167-390-012	1	\$85.27
167-390-013	1	\$85.27
167-390-014	1	\$85.27
167-390-015	1	\$85.27
167-390-016	1	\$85.27
167-390-017	1	\$85.27
167-390-018	1	\$85.27
167-390-019	1	\$85.27
167-390-020	1	\$85.27
167-401-007	1	\$85.27
167-401-008	1	\$85.27
167-401-009	1	\$85.27
167-401-010	1	\$85.27
167-391-001	1	\$85.27
167-391-002	1	\$85.27
167-391-003	1	\$85.27
167-391-004	1	\$85.27
167-391-005	1	\$85.27
167-391-006	1	\$85.27
167-391-007	1	\$85.27
167-391-008	1	\$85.27
167-391-009	1	\$85.27
167-391-010	1	\$85.27
167-391-011	1	\$85.27
167-391-012	1	\$85.27
167-391-013	1	\$85.27
167-391-014	1	\$85.27
Totals	77	\$6,565.79

TABLE 4-7
JURUPA COMMUNITY SERVICES DISTRICT
LIGHTING MAINTENANCE DISTRICT 2001-1
LMD PRELIMINARY ROLL REPORT, FY 2024-25
ANNEXATION NO. 7, ZONE H
TRACT NO. 30671

	PIN	UOB	ASSESSMENT
	183-471-013	1	\$61.96
	183-471-014	1	\$61.96
	183-471-015	1	\$61.96
	183-471-016	1	\$61.96
	183-471-017	1	\$61.96
	183-471-018	1	\$61.96
	183-471-019	1	\$61.96
	183-471-020	1	\$61.96
	183-471-021	1	\$61.96
	183-472-012	1	\$61.96
	183-472-013	1	\$61.96
	183-472-014	1	\$61.96
	183-472-015	1	\$61.96
	183-472-016	1	\$61.96
Totals	14	14	\$867.44

TABLE 4-8
JURUPA COMMUNITY SERVICES DISTRICT
LIGHTING MAINTENANCE DISTRICT 2001-1
LMD PRELIMINARY ROLL REPORT, FY 2024-25
ANNEXATION NO. 8, ZONE I
PARCEL MAP NO. 29767

	PIN	UOB	ASSESSMENT
	156-360-074	1	\$118.52
	156-360-075	1	\$118.52
	156-361-001	1	\$118.52
	156-361-002	1	\$118.52
	156-361-003	1	\$118.52
	156-361-004	1	\$118.52
	156-361-005	1	\$118.52
	156-361-006	1	\$118.52
Totals	8	8	\$948.16

TABLE 4-9
JURUPA COMMUNITY SERVICES DISTRICT
LIGHTING MAINTENANCE DISTRICT 2001-1
LMD PRELIMINARY ROLL REPORT, FY 2024-25
ANNEXATION NO. 9, ZONE J
TRACT NO. 29725

PIN	UOB	ASSESSMENT
166-630-001	1	\$57.47
166-630-002	1	\$57.47
166-630-003	1	\$57.47
166-630-004	1	\$57.47
166-630-005	1	\$57.47
166-630-006	1	\$57.47
166-630-007	1	\$57.47
166-630-008	1	\$57.47
166-630-009	1	\$57.47
166-630-010	1	\$57.47
166-630-011	1	\$57.47
166-630-012	1	\$57.47
166-630-013	1	\$57.47
166-630-014	1	\$57.47
166-630-015	1	\$57.47
166-630-016	1	\$57.47
166-630-017	1	\$57.47
166-630-018	1	\$57.47
166-630-019	1	\$57.47
166-630-020	1	\$57.47
166-630-021	1	\$57.47
166-630-022	1	\$57.47
166-630-023	1	\$57.47
166-630-024	1	\$57.47
166-630-025	1	\$57.47
166-630-026	1	\$57.47
166-630-027	1	\$57.47
166-630-028	1	\$57.47
166-630-029	1	\$57.47
166-630-030	1	\$57.47
166-630-031	1	\$57.47
166-630-032	1	\$57.47
166-630-033	1	\$57.47
166-630-034	1	\$57.47
166-630-035	1	\$57.47
166-630-036	1	\$57.47
166-630-037	1	\$57.47
166-630-038	1	\$57.47
166-630-039	1	\$57.47
166-630-040	1	\$57.47
166-630-041	1	\$57.47
166-630-042	1	\$57.47
166-630-043	1	\$57.47
166-630-044	1	\$57.47
166-630-045	1	\$57.47
166-630-046	1	\$57.47
166-630-047	1	\$57.47
166-630-048	1	\$57.47
166-630-049	1	\$57.47

TABLE 4-9
JURUPA COMMUNITY SERVICES DISTRICT
LIGHTING MAINTENANCE DISTRICT 2001-1
LMD PRELIMINARY ROLL REPORT, FY 2024-25
ANNEXATION NO. 9, ZONE J
TRACT NO. 29725

PIN	UOB	ASSESSMENT
166-630-050	1	\$57.47
166-630-051	1	\$57.47
166-630-052	1	\$57.47
166-630-053	1	\$57.47
166-630-054	1	\$57.47
166-630-055	1	\$57.47
166-630-056	1	\$57.47
166-630-057	1	\$57.47
166-630-058	1	\$57.47
166-630-059	1	\$57.47
166-630-060	1	\$57.47
166-630-061	1	\$57.47
166-630-062	1	\$57.47
166-630-063	1	\$57.47
166-630-064	1	\$57.47
166-630-065	1	\$57.47
166-630-066	1	\$57.47
166-630-067	1	\$57.47
166-630-068	1	\$57.47
166-630-069	1	\$57.47
166-630-070	1	\$57.47
166-630-071	1	\$57.47
166-630-072	1	\$57.47
166-630-073	1	\$57.47
166-630-074	1	\$57.47
166-630-075	1	\$57.47
166-630-076	1	\$57.47
166-630-077	1	\$57.47
166-630-078	1	\$57.47
166-630-079	1	\$57.47
166-630-080	1	\$57.47
166-630-081	1	\$57.47
166-630-082	1	\$57.47
166-630-083	1	\$57.47
166-630-084	1	\$57.47
166-630-085	1	\$57.47
166-630-086	1	\$57.47
166-630-087	1	\$57.47
166-640-001	1	\$57.47
166-640-002	1	\$57.47
166-640-003	1	\$57.47
166-640-004	1	\$57.47
166-640-005	1	\$57.47
166-640-006	1	\$57.47
166-640-007	1	\$57.47
166-640-008	1	\$57.47
166-640-009	1	\$57.47
166-640-010	1	\$57.47
166-640-011	1	\$57.47

TABLE 4-9
JURUPA COMMUNITY SERVICES DISTRICT
LIGHTING MAINTENANCE DISTRICT 2001-1
LMD PRELIMINARY ROLL REPORT, FY 2024-25
ANNEXATION NO. 9, ZONE J
TRACT NO. 29725

PIN	UOB	ASSESSMENT
166-640-012	1	\$57.47
166-640-013	1	\$57.47
166-640-014	1	\$57.47
166-640-015	1	\$57.47
166-640-016	1	\$57.47
166-640-017	1	\$57.47
166-640-018	1	\$57.47
166-640-019	1	\$57.47
166-640-020	1	\$57.47
166-640-021	1	\$57.47
166-640-022	1	\$57.47
166-640-023	1	\$57.47
166-640-024	1	\$57.47
166-640-025	1	\$57.47
166-640-026	1	\$57.47
166-640-027	1	\$57.47
166-640-028	1	\$57.47
166-640-029	1	\$57.47
166-640-030	1	\$57.47
166-640-031	1	\$57.47
Totals	118	\$6,781.46

TABLE 4-10
JURUPA COMMUNITY SERVICES DISTRICT
LIGHTING MAINTENANCE DISTRICT 2001-1
LMD PRELIMINARY ROLL REPORT, FY 2024-25
ANNEXATION NO. 10, ZONE K
TRACT NO. 28808-F

	PIN	UOB	ASSESSMENT
	167-352-002	1	\$140.25
	167-352-003	1	\$140.25
	167-352-004	1	\$140.25
	167-352-005	1	\$140.25
	167-352-006	1	\$140.25
	167-352-007	1	\$140.25
Totals	6	6	\$841.50

TABLE 4-11
JURUPA COMMUNITY SERVICES DISTRICT
LIGHTING MAINTENANCE DISTRICT 2001-1
LMD PRELIMINARY ROLL REPORT, FY 2024-25
ANNEXATION NO. 11, ZONE L
TRACT NO. 24686

PIN	UOB	ASSESSMENT
177-352-014	1	\$86.70
177-352-015	1	\$86.70
177-352-016	1	\$86.70
177-352-017	1	\$86.70
177-352-018	1	\$86.70
177-352-019	1	\$86.70
177-352-020	1	\$86.70
177-352-021	1	\$86.70
177-352-022	1	\$86.70
177-352-023	1	\$86.70
177-352-024	1	\$86.70
177-352-025	1	\$86.70
177-352-026	1	\$86.70
177-352-027	1	\$86.70
177-352-028	1	\$86.70
177-352-029	1	\$86.70
177-352-030	1	\$86.70
177-352-031	1	\$86.70
177-353-010	1	\$86.70
177-353-011	1	\$86.70
Totals	20	\$1,734.00

TABLE 4-12
JURUPA COMMUNITY SERVICES DISTRICT
LIGHTING MAINTENANCE DISTRICT 2001-1
LMD PRELIMINARY ROLL REPORT, FY 2024-25
ANNEXATION NO. 12, ZONE M
TRACT NO. 22565

PIN	UOB	ASSESSMENT
183-430-001	1	\$101.41
183-430-002	1	\$101.41
183-430-003	1	\$101.41
183-430-004	1	\$101.41
183-430-005	1	\$101.41
183-430-006	1	\$101.41
183-430-007	1	\$101.41
183-430-008	1	\$101.41
183-430-009	1	\$101.41
183-430-013	1	\$101.41
183-430-014	1	\$101.41
183-430-015	1	\$101.41
183-430-016	1	\$101.41
183-430-017	1	\$101.41
183-430-018	1	\$101.41
183-430-019	1	\$101.41
183-430-020	1	\$101.41
183-430-021	1	\$101.41
183-430-022	1	\$101.41
183-430-023	1	\$101.41
183-430-024	1	\$101.41
183-430-025	1	\$101.41
183-430-026	1	\$101.41
183-430-027	1	\$101.41
183-430-028	1	\$101.41
183-430-029	1	\$101.41
183-430-030	1	\$101.41
183-430-031	1	\$101.41
183-430-032	1	\$101.41
183-430-033	1	\$101.41
183-430-034	1	\$101.41
183-430-037	1	\$101.41
183-430-038	1	\$101.41
Totals	33	\$3,346.53

TABLE 4-13
JURUPA COMMUNITY SERVICES DISTRICT
LIGHTING MAINTENANCE DISTRICT 2001-1
LMD PRELIMINARY ROLL REPORT, FY 2024-25
ANNEXATION NO. 13, ZONE N
CUP NO. 3264

	PIN	UOB	ASSESSMENT
	174-290-039	1	\$509.34
Totals	1	1	\$509.34

TABLE 4-14
JURUPA COMMUNITY SERVICES DISTRICT
LIGHTING MAINTENANCE DISTRICT 2001-1
LMD PRELIMINARY ROLL REPORT, FY 2024-25
ANNEXATION NO. 14, ZONE O
PLOT PLAN NO. 16686

	PIN	UOB	ASSESSMENT
	156-340-056	1	\$653.58
	156-340-060	1	\$653.58
	156-340-059	1	\$653.58
	156-340-058	1	\$653.58
Totals	4	4	\$2,614.32

TABLE 4-15
JURUPA COMMUNITY SERVICES DISTRICT
LIGHTING MAINTENANCE DISTRICT 2001-1
LMD PRELIMINARY ROLL REPORT, FY 2024-25
ANNEXATION NO. 15, ZONE P
PLOT PLAN NO. 16937

PIN	UOB	ASSESSMENT	
160-040-020	1	\$1,091.13	
160-040-033	1	\$1,091.13	
160-040-052	1	\$1,091.13	Came from parent :
160-040-045	0	\$0.00	Well Site
160-040-034	1	\$1,091.13	
160-040-053	1	\$1,091.13	Came from parent :
160-040-030	1	\$1,091.13	
Totals	7	6	\$6,546.78

TABLE 4-16
JURUPA COMMUNITY SERVICES DISTRICT
LIGHTING MAINTENANCE DISTRICT 2001-1
LMD PRELIMINARY ROLL REPORT, FY 2024-25
ANNEXATION NO. 16, ZONE Q
TRACT NO. 30288

PIN	UOB	ASSESSMENT
183-520-001	1	\$17.61
183-510-001	1	\$17.61
183-510-002	1	\$17.61
183-510-003	1	\$17.61
183-510-004	1	\$17.61
183-510-005	1	\$17.61
183-510-006	1	\$17.61
183-510-007	1	\$17.61
183-510-008	1	\$17.61
183-500-001	1	\$17.61
183-500-002	1	\$17.61
183-500-003	1	\$17.61
183-500-004	1	\$17.61
183-500-005	1	\$17.61
183-500-006	1	\$17.61
183-500-024	1	\$17.61
183-500-008	1	\$17.61
183-500-009	1	\$17.61
183-500-010	1	\$17.61
183-500-011	1	\$17.61
183-500-012	1	\$17.61
183-500-013	1	\$17.61
183-500-014	1	\$17.61
183-500-015	1	\$17.61
183-500-016	1	\$17.61
183-510-009	1	\$17.61
183-510-010	1	\$17.61
183-510-011	1	\$17.61
183-510-012	1	\$17.61
183-510-013	1	\$17.61
183-510-014	1	\$17.61
183-510-015	1	\$17.61
183-510-016	1	\$17.61
183-520-002	1	\$17.61
183-520-003	1	\$17.61
183-520-004	1	\$17.61
183-520-005	1	\$17.61
183-520-006	1	\$17.61
183-520-007	1	\$17.61
183-520-008	1	\$17.61
183-520-009	1	\$17.61
183-520-010	1	\$17.61
183-520-011	1	\$17.61
183-510-017	1	\$17.61
183-510-018	1	\$17.61
183-510-019	1	\$17.61
183-510-020	1	\$17.61
183-510-021	1	\$17.61
183-510-022	1	\$17.61

TABLE 4-16
JURUPA COMMUNITY SERVICES DISTRICT
LIGHTING MAINTENANCE DISTRICT 2001-1
LMD PRELIMINARY ROLL REPORT, FY 2024-25
ANNEXATION NO. 16, ZONE Q
TRACT NO. 30288

PIN	UOB	ASSESSMENT
183-510-023	1	\$17.61
183-510-024	1	\$17.61
183-510-025	1	\$17.61
183-500-017	1	\$17.61
183-500-018	1	\$17.61
183-500-019	1	\$17.61
183-500-020	1	\$17.61
183-500-021	1	\$17.61
183-510-026	1	\$17.61
183-510-027	1	\$17.61
183-510-028	1	\$17.61
183-510-029	1	\$17.61
183-510-030	1	\$17.61
183-510-031	1	\$17.61
183-510-032	1	\$17.61
183-510-033	1	\$17.61
183-510-034	1	\$17.61
183-510-035	1	\$17.61
183-520-012	1	\$17.61
183-510-036	1	\$17.61
183-510-037	1	\$17.61
183-510-038	1	\$17.61
183-510-039	1	\$17.61
183-510-040	1	\$17.61
183-510-041	1	\$17.61
183-520-013	1	\$17.61
183-520-014	1	\$17.61
183-520-015	1	\$17.61
183-520-016	1	\$17.61
183-520-017	1	\$17.61
183-520-018	1	\$17.61
Totals	80	\$1,408.80

TABLE 4-17
JURUPA COMMUNITY SERVICES DISTRICT
LIGHTING MAINTENANCE DISTRICT 2001-1
LMD PRELIMINARY ROLL REPORT, FY 2024-25
ANNEXATION NO. 17, ZONE R
TRACT NO. 31301

PIN	UOB	ASSESSMENT
166-660-001	1	\$85.66
166-660-002	1	\$85.66
166-660-003	1	\$85.66
166-660-004	1	\$85.66
166-661-001	1	\$85.66
166-661-002	1	\$85.66
166-661-003	1	\$85.66
166-661-004	1	\$85.66
166-661-005	1	\$85.66
166-661-006	1	\$85.66
166-661-007	1	\$85.66
166-661-008	1	\$85.66
166-661-009	1	\$85.66
166-661-010	1	\$85.66
166-661-011	1	\$85.66
166-661-012	1	\$85.66
166-661-013	1	\$85.66
166-661-014	1	\$85.66
166-661-015	1	\$85.66
166-661-016	1	\$85.66
166-661-017	1	\$85.66
166-661-018	1	\$85.66
166-661-019	1	\$85.66
166-661-020	1	\$85.66
166-661-021	1	\$85.66
166-661-022	1	\$85.66
166-661-023	1	\$85.66
166-661-024	1	\$85.66
166-661-025	1	\$85.66
166-661-026	1	\$85.66
166-661-027	1	\$85.66
Totals	31	\$2,655.46

TABLE 4-18
JURUPA COMMUNITY SERVICES DISTRICT
LIGHTING MAINTENANCE DISTRICT 2001-1
LMD PRELIMINARY ROLL REPORT, FY 2024-25
ANNEXATION NO. 19, ZONE T
TRACT NO. 28698

	PIN	UOB	ASSESSMENT
	166-650-002	1	\$166.74
	166-650-003	1	\$166.74
	166-650-004	1	\$166.74
	166-650-005	1	\$166.74
	166-650-006	1	\$166.74
	166-650-007	1	\$166.74
	166-650-008	1	\$166.74
	166-650-009	1	\$166.74
	166-651-001	1	\$166.74
	166-651-002	1	\$166.74
	166-651-003	1	\$166.74
	166-651-004	1	\$166.74
	166-651-005	1	\$166.74
	166-651-006	1	\$166.74
	166-651-007	1	\$166.74
	166-651-008	1	\$166.74
	166-651-009	1	\$166.74
	166-651-010	1	\$166.74
Totals	18	18	\$3,001.32

TABLE 4-19
JURUPA COMMUNITY SERVICES DISTRICT
LIGHTING MAINTENANCE DISTRICT 2001-1
LMD PRELIMINARY ROLL REPORT, FY 2024-25
ANNEXATION NO. 20, ZONE U
PARCEL MAP NO. 31081

	PIN	UOB	ASSESSMENT	
	167-110-030	1	\$274.68	
	167-110-031	1	\$274.68	
	167-110-032	1	\$274.68	
	167-110-033	1	\$274.68	
	167-110-034	1	\$274.68	
	167-110-035	1	\$274.68	Handbills
	167-110-036	1	\$274.68	Handbills
	167-110-037	1	\$274.68	Handbills
Totals	8	8	\$2,197.44	

TABLE 4-20
JURUPA COMMUNITY SERVICES DISTRICT
LIGHTING MAINTENANCE DISTRICT 2001-1
LMD PRELIMINARY ROLL REPORT, FY 2024-25
ANNEXATION NO. 23, ZONE X
TRACT NO. 31875

	PIN	UOB	ASSESSMENT
	183-530-003	1	\$145.40
	183-530-004	1	\$145.40
	183-530-005	1	\$145.40
	183-530-006	1	\$145.40
	183-530-007	1	\$145.40
	183-530-008	1	\$145.40
	183-530-009	1	\$145.40
	183-530-010	1	\$145.40
	183-530-011	1	\$145.40
	183-530-012	1	\$145.40
	183-530-013	1	\$145.40
	183-530-014	1	\$145.40
	183-530-015	1	\$145.40
	183-530-016	1	\$145.40
Totals	14	14	\$2,035.60

TABLE 4-21
JURUPA COMMUNITY SERVICES DISTRICT
LIGHTING MAINTENANCE DISTRICT 2001-1
LMD PRELIMINARY ROLL REPORT, FY 2024-25
ANNEXATION NO. 24, ZONE Y
TRACT NO. 31635

	PIN	UOB	ASSESSMENT
	165-290-001	1	\$43.96
	165-290-002	1	\$43.96
	165-290-003	1	\$43.96
	165-290-004	1	\$43.96
	165-290-005	1	\$43.96
	165-290-006	1	\$43.96
	165-290-007	1	\$43.96
	165-290-008	1	\$43.96
	165-290-009	1	\$43.96
	165-291-001	1	\$43.96
	165-291-002	1	\$43.96
	165-291-003	1	\$43.96
	165-291-004	1	\$43.96
	165-291-005	1	\$43.96
	165-291-006	1	\$43.96
	165-291-007	1	\$43.96
	165-291-008	1	\$43.96
	165-291-009	1	\$43.96
	165-292-001	1	\$43.96
	165-292-002	1	\$43.96
	165-292-003	1	\$43.96
	165-292-004	1	\$43.96
	165-292-005	1	\$43.96
	165-292-006	1	\$43.96
	165-292-007	1	\$43.96
	165-292-008	1	\$43.96
	165-292-009	1	\$43.96
	165-292-010	1	\$43.96
	165-292-011	1	\$43.96
	165-292-012	1	\$43.96
Totals	30	30	\$1,318.80

TABLE 4-22
JURUPA COMMUNITY SERVICES DISTRICT
LIGHTING MAINTENANCE DISTRICT 2001-1
LMD PRELIMINARY ROLL REPORT, FY 2024-25
ANNEXATION NO. 25, ZONE Z
HASTINGS BLVD. AND KENNETH ST.

PIN	UOB	ASSESSMENT
170-150-001	1	\$67.97
170-150-002	1	\$67.97
170-150-003	1	\$67.97
170-150-005	1	\$67.97
170-161-016	1	\$67.97
170-161-022	1	\$67.97
170-161-018	1	\$67.97
170-161-019	1	\$67.97
170-161-001	1	\$67.97
170-162-011	1	\$67.97
170-162-012	1	\$67.97
170-162-013	1	\$67.97
170-162-014	1	\$67.97
170-162-015	1	\$67.97
170-162-016	1	\$67.97
170-162-017	1	\$67.97
170-162-018	1	\$67.97
170-162-019	1	\$67.97
170-180-001	1	\$67.97
170-180-006	1	\$67.97
170-180-007	1	\$67.97
170-180-014	1	\$67.97
170-180-016	1	\$67.97
170-180-041	1	\$67.97
170-180-018	1	\$67.97
170-180-019	1	\$67.97
170-180-020	1	\$67.97
170-180-021	1	\$67.97
170-180-031	1	\$67.97
170-180-023	1	\$67.97
170-201-034	1	\$67.97
170-201-037	1	\$67.97
170-201-006	1	\$67.97
170-201-038	1	\$67.97
170-201-008	1	\$67.97
170-201-030	1	\$67.97
170-201-031	1	\$67.97
170-201-011	1	\$67.97
170-201-012	1	\$67.97
170-201-013	1	\$67.97
170-201-014	1	\$67.97
170-201-015	1	\$67.97
170-201-016	1	\$67.97
170-201-017	1	\$67.97
170-201-026	1	\$67.97
170-201-027	1	\$67.97
170-201-028	1	\$67.97
170-201-029	1	\$67.97
170-212-015	1	\$67.97

TABLE 4-22
JURUPA COMMUNITY SERVICES DISTRICT
LIGHTING MAINTENANCE DISTRICT 2001-1
LMD PRELIMINARY ROLL REPORT, FY 2024-25
ANNEXATION NO. 25, ZONE Z
HASTINGS BLVD. AND KENNETH ST.

PIN	UOB	ASSESSMENT
170-212-014	1	\$67.97
170-212-013	1	\$67.97
170-212-024	1	\$67.97
170-212-023	1	\$67.97
170-212-020	1	\$67.97
169-050-028	1	\$67.97
169-050-019	1	\$67.97
169-050-018	1	\$67.97
169-050-017	1	\$67.97
169-050-016	1	\$67.97
169-050-014	1	\$67.97
169-050-013	1	\$67.97
169-050-012	1	\$67.97
169-050-003	1	\$67.97
169-050-002	1	\$67.97
169-050-001	1	\$67.97
169-050-004	1	\$67.97
169-050-005	1	\$67.97
169-050-006	1	\$67.97
169-050-007	1	\$67.97
169-050-008	1	\$67.97
169-050-009	1	\$67.97
169-050-010	1	\$67.97
169-060-001	1	\$67.97
169-060-002	1	\$67.97
169-060-003	1	\$67.97
169-060-004	1	\$67.97
169-032-010	1	\$67.97
169-032-011	1	\$67.97
169-032-012	1	\$67.97
169-032-013	1	\$67.97
169-032-016	1	\$67.97
169-032-017	1	\$67.97
169-032-018	1	\$67.97
169-032-019	1	\$67.97
169-023-024	1	\$67.97
169-023-023	1	\$67.97
169-023-019	1	\$67.97
169-023-018	1	\$67.97
169-022-022	1	\$67.97
169-022-021	1	\$67.97
169-022-020	1	\$67.97
169-022-019	1	\$67.97
169-022-018	1	\$67.97
169-022-017	1	\$67.97
169-022-016	1	\$67.97
169-022-015	1	\$67.97
169-022-014	1	\$67.97
169-022-013	1	\$67.97

TABLE 4-22
JURUPA COMMUNITY SERVICES DISTRICT
LIGHTING MAINTENANCE DISTRICT 2001-1
LMD PRELIMINARY ROLL REPORT, FY 2024-25
ANNEXATION NO. 25, ZONE Z
HASTINGS BLVD. AND KENNETH ST.

PIN	UOB	ASSESSMENT
169-022-012	1	\$67.97
169-022-011	1	\$67.97
169-022-010	1	\$67.97
169-022-009	1	\$67.97
169-022-008	1	\$67.97
169-022-007	1	\$67.97
169-022-005	1	\$67.97
169-022-045	1	\$67.97
169-022-003	1	\$67.97
169-022-049	1	\$67.97
169-022-048	1	\$67.97
170-070-012	1	\$67.97
170-070-013	1	\$67.97
170-070-014	1	\$67.97
170-070-015	1	\$67.97
170-070-016	1	\$67.97
170-102-013	1	\$67.97
170-102-014	1	\$67.97
170-102-015	1	\$67.97
170-102-016	1	\$67.97
170-102-017	1	\$67.97
170-102-018	1	\$67.97
170-102-023	1	\$67.97
170-102-022	1	\$67.97
170-102-021	1	\$67.97
170-102-020	1	\$67.97
170-102-019	1	\$67.97
170-102-012	1	\$67.97
170-102-011	1	\$67.97
170-102-010	1	\$67.97
170-101-018	1	\$67.97
170-101-008	1	\$67.97
170-101-007	1	\$67.97
170-101-006	1	\$67.97
170-101-022	1	\$67.97
170-090-025	1	\$67.97
170-090-027	1	\$67.97
170-090-018	1	\$67.97
170-090-017	1	\$67.97
170-090-016	1	\$67.97
170-090-014	1	\$67.97
170-090-026	1	\$67.97
170-090-012	1	\$67.97
170-090-011	1	\$67.97
170-090-010	1	\$67.97
170-080-017	1	\$67.97
170-080-016	1	\$67.97
170-080-015	1	\$67.97
170-080-014	1	\$67.97

TABLE 4-22
JURUPA COMMUNITY SERVICES DISTRICT
LIGHTING MAINTENANCE DISTRICT 2001-1
LMD PRELIMINARY ROLL REPORT, FY 2024-25
ANNEXATION NO. 25, ZONE Z
HASTINGS BLVD. AND KENNETH ST.

	PIN	UOB	ASSESSMENT
	170-080-013	1	\$67.97
	170-080-012	1	\$67.97
	170-080-011	1	\$67.97
	170-080-010	1	\$67.97
	170-080-009	1	\$67.97
	170-080-008	1	\$67.97
	170-080-007	1	\$67.97
	170-080-028	1	\$67.97
	170-080-027	1	\$67.97
	170-080-026	1	\$67.97
	170-040-018	1	\$67.97
	170-040-019	1	\$67.97
	170-040-020	1	\$67.97
	170-040-021	1	\$67.97
Totals	161	161	\$10,943.17

TABLE 4-23
JURUPA COMMUNITY SERVICES DISTRICT
LIGHTING MAINTENANCE DISTRICT 2001-1
LMD PRELIMINARY ROLL REPORT, FY 2024-25
ANNEXATION NO. 28, ZONE CC
TRACT NO. 28851

PIN	UOB	ASSESSMENT
174-391-001	1	\$6.58
174-391-002	1	\$6.58
174-391-003	1	\$6.58
174-391-004	1	\$6.58
174-391-005	1	\$6.58
174-391-006	1	\$6.58
174-391-007	1	\$6.58
174-391-008	1	\$6.58
174-391-009	1	\$6.58
174-391-010	1	\$6.58
174-391-011	1	\$6.58
174-391-012	1	\$6.58
174-391-015	1	\$6.58
174-391-016	1	\$6.58
174-391-017	1	\$6.58
174-391-018	1	\$6.58
174-391-019	1	\$6.58
174-391-020	1	\$6.58
174-391-021	1	\$6.58
174-391-022	1	\$6.58
174-391-023	1	\$6.58
174-391-024	1	\$6.58
174-391-025	1	\$6.58
174-391-026	1	\$6.58
174-391-027	1	\$6.58
174-391-028	1	\$6.58
174-391-029	1	\$6.58
174-391-030	1	\$6.58
174-391-031	1	\$6.58
174-391-032	1	\$6.58
174-391-035	1	\$6.58
174-391-036	1	\$6.58
174-391-037	1	\$6.58
174-391-038	1	\$6.58
174-391-039	1	\$6.58
174-391-040	1	\$6.58
174-391-041	1	\$6.58
174-391-042	1	\$6.58
174-391-043	1	\$6.58
174-391-044	1	\$6.58
174-391-045	1	\$6.58
174-391-046	1	\$6.58
174-391-047	1	\$6.58
174-391-048	1	\$6.58
174-391-049	1	\$6.58
174-391-050	1	\$6.58
174-391-051	1	\$6.58
174-391-052	1	\$6.58
174-391-055	1	\$6.58

TABLE 4-23
JURUPA COMMUNITY SERVICES DISTRICT
LIGHTING MAINTENANCE DISTRICT 2001-1
LMD PRELIMINARY ROLL REPORT, FY 2024-25
ANNEXATION NO. 28, ZONE CC
TRACT NO. 28851

PIN	UOB	ASSESSMENT
174-391-056	1	\$6.58
174-391-057	1	\$6.58
174-391-058	1	\$6.58
174-391-059	1	\$6.58
174-391-060	1	\$6.58
174-391-062	1	\$6.58
174-391-063	1	\$6.58
174-391-064	1	\$6.58
174-391-065	1	\$6.58
174-391-066	1	\$6.58
174-391-067	1	\$6.58
174-391-068	1	\$6.58
174-391-069	1	\$6.58
174-391-070	1	\$6.58
174-391-071	1	\$6.58
174-391-072	1	\$6.58
174-391-073	1	\$6.58
174-392-001	1	\$6.58
174-392-002	1	\$6.58
174-392-003	1	\$6.58
174-392-004	1	\$6.58
174-392-005	1	\$6.58
174-392-006	1	\$6.58
174-392-007	1	\$6.58
174-392-008	1	\$6.58
174-392-009	1	\$6.58
174-392-010	1	\$6.58
174-392-011	1	\$6.58
174-392-012	1	\$6.58
174-392-013	1	\$6.58
174-392-014	1	\$6.58
174-392-015	1	\$6.58
174-392-016	1	\$6.58
174-392-017	1	\$6.58
174-392-018	1	\$6.58
174-392-023	1	\$6.58
174-392-024	1	\$6.58
174-392-025	1	\$6.58
174-392-026	1	\$6.58
174-392-027	1	\$6.58
174-392-028	1	\$6.58
174-392-029	1	\$6.58
174-392-030	1	\$6.58
174-392-031	1	\$6.58
174-392-032	1	\$6.58
174-392-033	1	\$6.58
174-392-034	1	\$6.58
174-392-035	1	\$6.58
174-392-036	1	\$6.58

TABLE 4-23
JURUPA COMMUNITY SERVICES DISTRICT
LIGHTING MAINTENANCE DISTRICT 2001-1
LMD PRELIMINARY ROLL REPORT, FY 2024-25
ANNEXATION NO. 28, ZONE CC
TRACT NO. 28851

PIN	UOB	ASSESSMENT
174-392-037	1	\$6.58
174-392-038	1	\$6.58
174-392-039	1	\$6.58
174-392-040	1	\$6.58
174-392-043	1	\$6.58
174-392-044	1	\$6.58
174-392-045	1	\$6.58
174-392-046	1	\$6.58
174-392-047	1	\$6.58
174-392-048	1	\$6.58
174-392-049	1	\$6.58
174-392-050	1	\$6.58
174-392-051	1	\$6.58
174-392-052	1	\$6.58
174-392-053	1	\$6.58
174-392-054	1	\$6.58
174-392-055	1	\$6.58
174-392-056	1	\$6.58
174-392-057	1	\$6.58
174-392-058	1	\$6.58
174-392-059	1	\$6.58
174-392-060	1	\$6.58
174-392-063	1	\$6.58
174-392-064	1	\$6.58
174-392-065	1	\$6.58
174-392-066	1	\$6.58
174-392-067	1	\$6.58
174-392-068	1	\$6.58
174-392-069	1	\$6.58
174-392-070	1	\$6.58
174-392-071	1	\$6.58
174-392-072	1	\$6.58
174-392-073	1	\$6.58
174-392-074	1	\$6.58
174-392-076	1	\$6.58
174-392-077	1	\$6.58
174-392-078	1	\$6.58
174-392-079	1	\$6.58
174-392-080	1	\$6.58
174-392-081	1	\$6.58
174-393-001	1	\$6.58
174-393-002	1	\$6.58
174-393-003	1	\$6.58
174-393-004	1	\$6.58
174-393-005	1	\$6.58
174-393-006	1	\$6.58
174-393-007	1	\$6.58
174-393-008	1	\$6.58
174-393-009	1	\$6.58

TABLE 4-23
JURUPA COMMUNITY SERVICES DISTRICT
LIGHTING MAINTENANCE DISTRICT 2001-1
LMD PRELIMINARY ROLL REPORT, FY 2024-25
ANNEXATION NO. 28, ZONE CC
TRACT NO. 28851

PIN	UOB	ASSESSMENT
174-393-010	1	\$6.58
174-393-011	1	\$6.58
174-393-012	1	\$6.58
174-393-013	1	\$6.58
174-393-014	1	\$6.58
174-393-015	1	\$6.58
174-393-016	1	\$6.58
174-393-017	1	\$6.58
174-393-018	1	\$6.58
174-393-022	1	\$6.58
174-393-023	1	\$6.58
174-393-024	1	\$6.58
174-393-025	1	\$6.58
174-393-026	1	\$6.58
174-393-027	1	\$6.58
174-393-028	1	\$6.58
174-393-029	1	\$6.58
174-393-030	1	\$6.58
174-393-031	1	\$6.58
174-393-032	1	\$6.58
174-393-033	1	\$6.58
174-393-034	1	\$6.58
174-393-035	1	\$6.58
174-393-036	1	\$6.58
174-393-037	1	\$6.58
174-393-038	1	\$6.58
174-393-039	1	\$6.58
174-393-042	1	\$6.58
174-393-043	1	\$6.58
174-393-044	1	\$6.58
174-393-045	1	\$6.58
174-393-046	1	\$6.58
174-393-047	1	\$6.58
174-393-048	1	\$6.58
174-393-049	1	\$6.58
174-393-050	1	\$6.58
174-393-051	1	\$6.58
174-393-052	1	\$6.58
174-393-053	1	\$6.58
174-393-054	1	\$6.58
174-393-055	1	\$6.58
174-393-056	1	\$6.58
174-393-057	1	\$6.58
174-393-058	1	\$6.58
174-393-059	1	\$6.58
Totals	192	\$1,263.36

TABLE 4-24
JURUPA COMMUNITY SERVICES DISTRICT
LIGHTING MAINTENANCE DISTRICT 2001-1
LMD PRELIMINARY ROLL REPORT, FY 2024-25
ANNEXATION NO. 30, ZONE EE
PLOT PLAN 14420R1

	PIN	UOB	ASSESSMENT
	156-080-032	1	\$928.67
Totals	1	1	\$928.67

TABLE 4-25
JURUPA COMMUNITY SERVICES DISTRICT
LIGHTING MAINTENANCE DISTRICT 2001-1
LMD PRELIMINARY ROLL REPORT, FY 2024-25
ANNEXATION NO. 31, ZONE FF
PLOT PLAN 16216S1

	PIN	UOB	ASSESSMENT
	156-150-070	1	\$1,362.67
Totals	1	1	\$1,362.67

TABLE 4-26
JURUPA COMMUNITY SERVICES DISTRICT
LIGHTING MAINTENANCE DISTRICT 2001-1
LMD PRELIMINARY ROLL REPORT, FY 2024-25
GRAND TOTALS

	No. of Lots	Assessable UOBs	Charge Per UOB	Total
Original (Zone A)	23	23.00	\$157.95	\$3,632.85
Annexation No. 1 (Zone B)	83	83.00	\$68.84	\$5,713.72
Annexation No. 2 (Zone C)	26	26.00	\$87.71	\$2,280.46
Annexation No. 3 (Zone D)	83	83.00	\$159.62	\$13,248.46
Annexation No. 4 (Zone E)	8	8.00	\$172.79	\$1,382.32
Annexation No. 5 (Zone F)	77	77.00	\$85.27	\$6,565.79
Annexation No. 7 (Zone H)	14	14.00	\$61.96	\$867.44
Annexation No. 8 (Zone I)	8	8.00	\$118.52	\$948.16
Annexation No. 9 (Zone J)	118	118.00	\$57.47	\$6,781.46
Annexation No. 10 (Zone K)	6	6.00	\$140.25	\$841.50
Annexation No. 11 (Zone L)	20	20.00	\$86.70	\$1,734.00
Annexation No. 12 (Zone M)	33	33.00	\$101.41	\$3,346.53
Annexation No. 13 (Zone N)	1	1.00	\$509.34	\$509.34
Annexation No. 14 (Zone O)	4	4.00	\$653.58	\$2,614.32
Annexation No. 15 (Zone P)	7	6.00	\$1,091.13	\$6,546.78 ⁽¹⁾
Annexation No. 16 (Zone Q)	80	80.00	\$17.61	\$1,408.80
Annexation No. 17 (Zone R)	31	31.00	\$85.66	\$2,655.46
Annexation No. 19 (Zone T)	18	18.00	\$166.74	\$3,001.32
Annexation No. 20 (Zone U)	8	8.00	\$274.68	\$2,197.44
Annexation No. 23 (Zone X)	14	14.00	\$145.40	\$2,035.60
Annexation No. 24 (Zone Y)	30	30.00	\$43.96	\$1,318.80
Annexation No. 25 (Zone Z)	161	161.00	\$67.97	\$10,943.17
Annexation No. 28 (Zone CC)	192	192.00	\$6.58	\$1,263.36
Annexation No. 30 (Zone EE)	1	1.00	\$928.67	\$928.67
Annexation No. 31 (Zone FF)	1	1.00	\$1,362.67	\$1,362.67
Grand Totals	1,047	1,046.00		\$84,128.42

⁽¹⁾ Per JCSD, one parcel is intended to be a well site and is therefore non-taxable.

APPENDIX A

Resolution No. 3371 Ordering Preparation of the Engineer's Report



RESOLUTION NO. 3371

**RESOLUTION OF THE BOARD OF DIRECTORS OF
JURUPA COMMUNITY SERVICES DISTRICT ORDERING
THE PREPARATION OF ENGINEER'S REPORTS FOR
THE LEVY AND COLLECTION OF ASSESSMENTS IN
LANDSCAPE AND LIGHTING MAINTENANCE DISTRICTS
FOR FISCAL YEAR 2024-25**

WHEREAS, as authorized by the Landscaping and Lighting Act of 1972, Part 2 (commencing with Section 22500) of Division 15 of the Streets and Highways Code (the "Act"), the Board of Directors of Jurupa Community Services District (the "Board of Directors" and the "District") has established the following landscape and lighting maintenance districts within the District (the "Landscape and Lighting Maintenance Districts"): Landscape Maintenance District No. 91-1, Landscape Maintenance District No. 98-1 Lighting Maintenance District No. 2001-1, Lighting Maintenance District No. 2001-2, and Landscape Maintenance District No. 2003-1 (Commercial); and

WHEREAS, the Board of Directors has determined that the public interest, convenience, and necessity require the continued levy of assessments within the Landscape and Lighting Maintenance Districts for the purpose of installing, constructing, operating, acquiring and maintaining public landscaping and public street lighting and appurtenant facilities as authorized by the Act;

NOW, THEREFORE, BE IT RESOLVED BY THE BOARD OF DIRECTORS OF JURUPA COMMUNITY SERVICES DISTRICT AS FOLLOWS:

Section 1. The Board of Directors hereby initiates proceedings pursuant to the Act to levy and collect annual assessments for fiscal year 2024-25 on property within the Landscape and Lighting Maintenance Districts for the maintenance, servicing, acquisition and operation of public landscaping and public street lighting facilities and appurtenant facilities.

Section 2. The maintenance, acquisition and service or servicing to be performed consists of the furnishing of services and materials for the ordinary and usual operation, maintenance, acquisition and servicing of public lighting facilities and the maintenance and servicing of public landscape, including but not limited to all matters specified in Section 22531 and Section 22538 of the Streets and Highways Code.

Section 3. The proceedings for the annual levy of assessments are to be conducted pursuant to the Act.

Section 4. Webb Municipal Finance, LLC, the District's assessment engineer, is hereby directed to prepare the written report provided for in Section 22567 of the Streets and Highways Code with respect to the levy of assessments for fiscal year 2024-25 in each of the Landscape and Lighting Maintenance Districts and to file such reports with the Secretary to the Board of Directors.

ADOPTED this 22nd day of April, 2024.

DocuSigned by:
Bart Moreno
B248CF28BE02434...

Bart Moreno
President of the Board of Directors

ATTEST:

DocuSigned by:
Maria E. Ayala
F9F17AC4DD93404...

Maria E. Ayala
Executive Services Manager
Secretary to the Board of Directors

CERTIFICATION

I, Maria E. Ayala, Secretary to the Board of Directors of Jurupa Community Services District, certify that the foregoing resolution was adopted by the Board of Directors at a regular meeting held on the 22nd day of April, 2024 by the following vote of the Directors:


AYES: Bart Moreno, Betty Folsom, Antony Herda,
Kenneth J. McLaughlin, Lupe R. Nava

NOES: None

ABSENT: None

ABSTAINED: None

IN WITNESS WHEREOF, I have hereunto set my hand and affixed the official seal of Jurupa Community Services District this 22nd day of April, 2024.

DocuSigned by:

F9F17AC4DD93404...

Maria E. Ayala
Executive Services Manager
Secretary to the Board of Directors



3788 McCray St.
Riverside, CA 92506
951.200.8600



www.webbmfinance.com